



# Koi

## Light and Shadow

SUMMER 2021 KIDS COLLECTION

Carolina Andrés

# INDEX

Inspiration and Target	3
Moodboard	5
Silhouettes and Shapes	6
Textures	8
Fabrics	10
Colours	11
Collection Looks	13
Line up	19
Technical Sheets	21







Koi evokes an amalgam between the traditional landscapes and the urban skyline, it is a collection that translates the lights and shadows of the Japanese society through the contrasts of neon color with its most desaturated tones, as well as the union of the streetwear style with more traditional elements.


In general, most designs are genderless style that both boys and girls can wear. Reinforced, above all, by a color palette that does not make gender differentiation.

The collection is aimed at children between 6-10 years and consists of 11 looks. 1 playsuit, 1 dress, 1 vest, 1 kimono, 2 crop tops, 3 t-shirts, 2 hodies, 7 pants and 2 skirt pants.



MOODBOARDS




















# FABRICS AND COLOURS









PANTONE P 79 - 10 U

PANTONE P93 - 8 U

CF 10970

PANTONE 102 - 11 U

PANTONE P 68 - 15 U

PANTONE P 75 - 5 U

PANTONE P 165 - 7 U

PANTONE 121 - 4 U

TOYO 0919



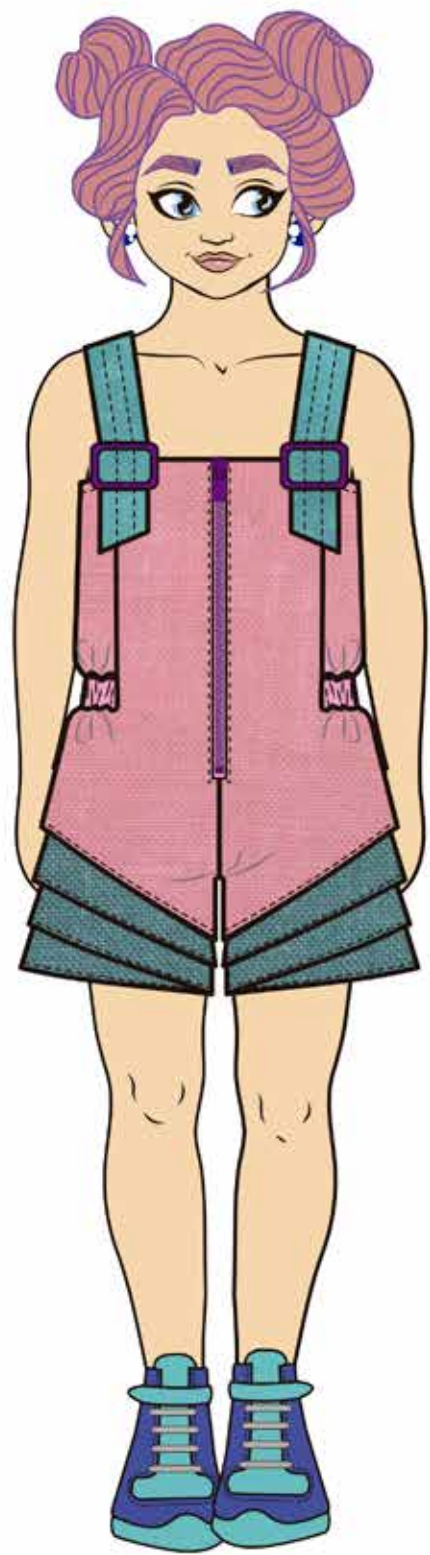
PANTONE 126 - 13 U

PANTONE P121 - 15 U



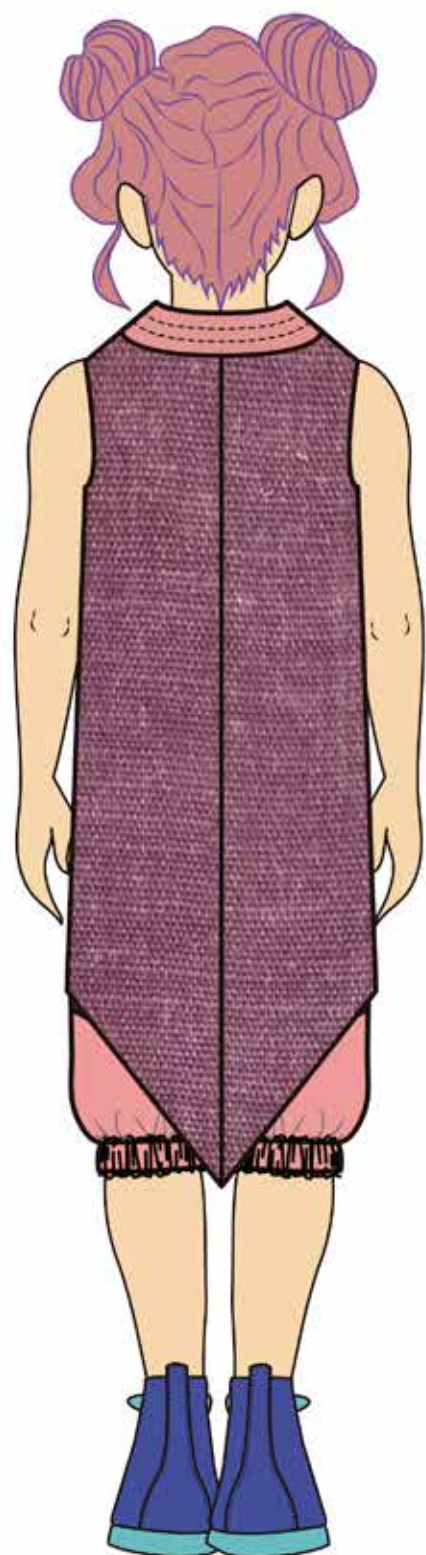
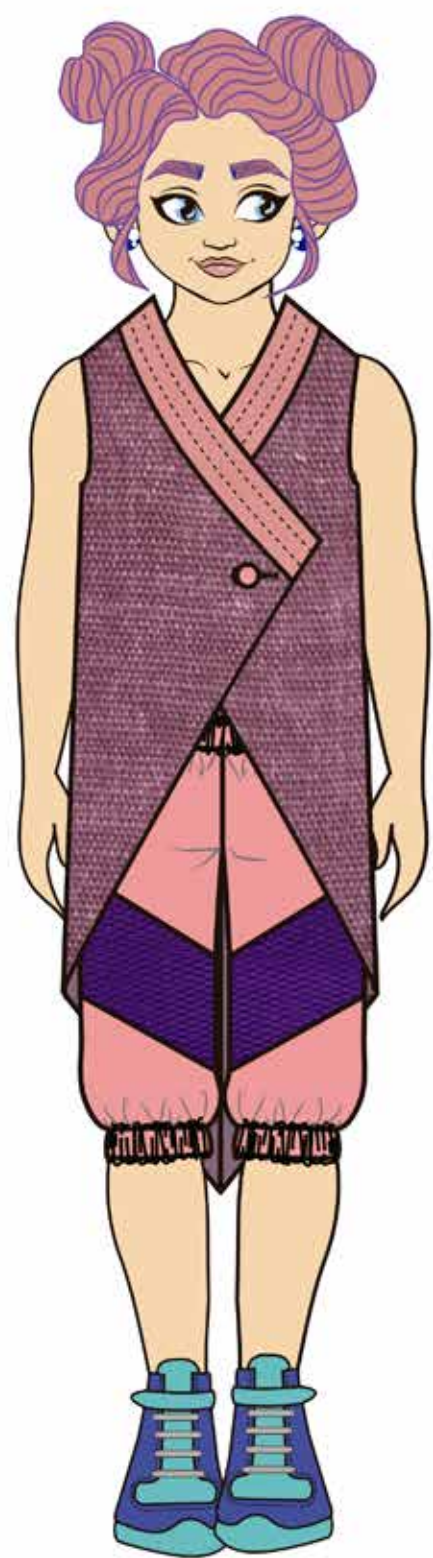


COLLECTION

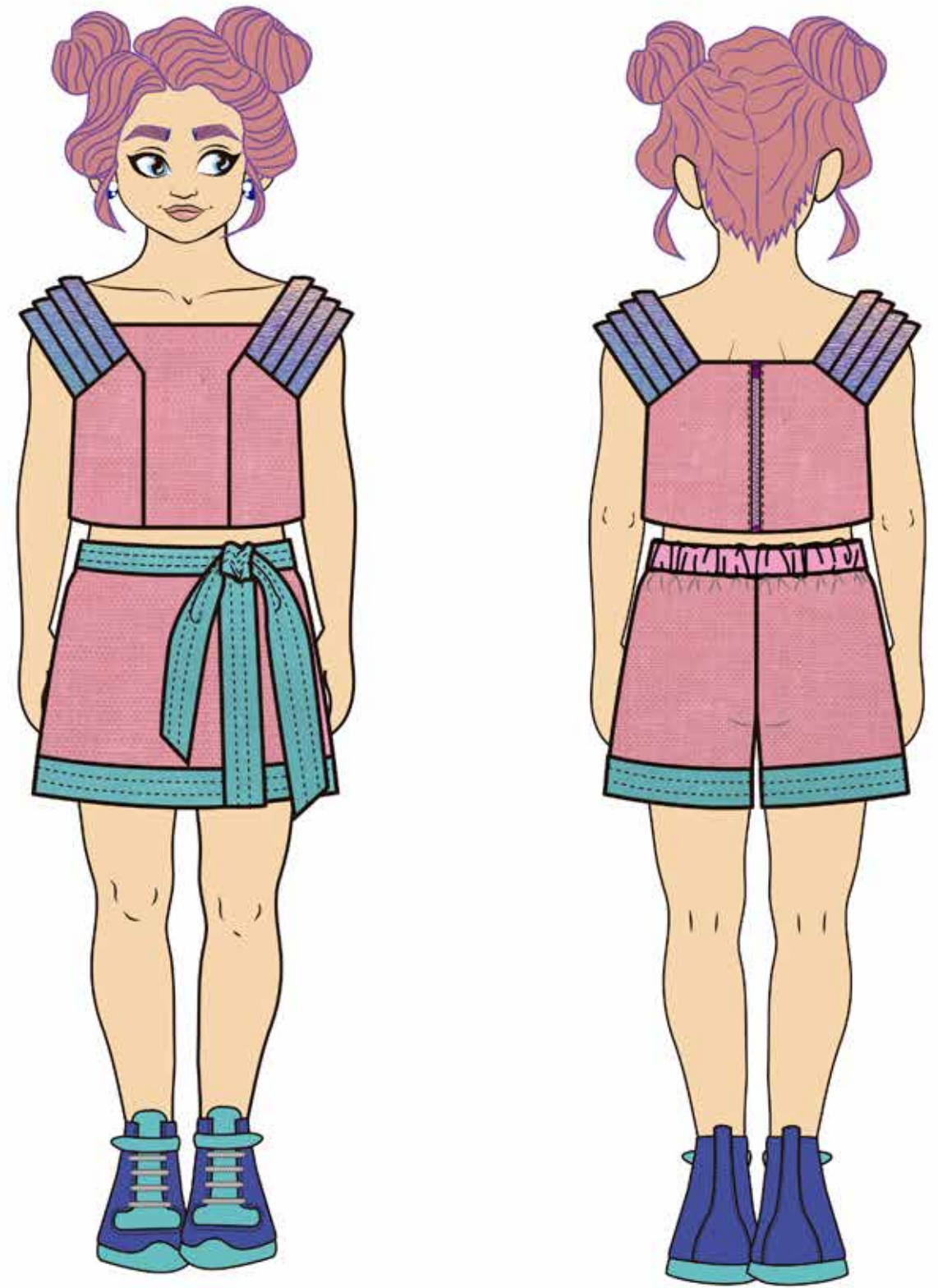





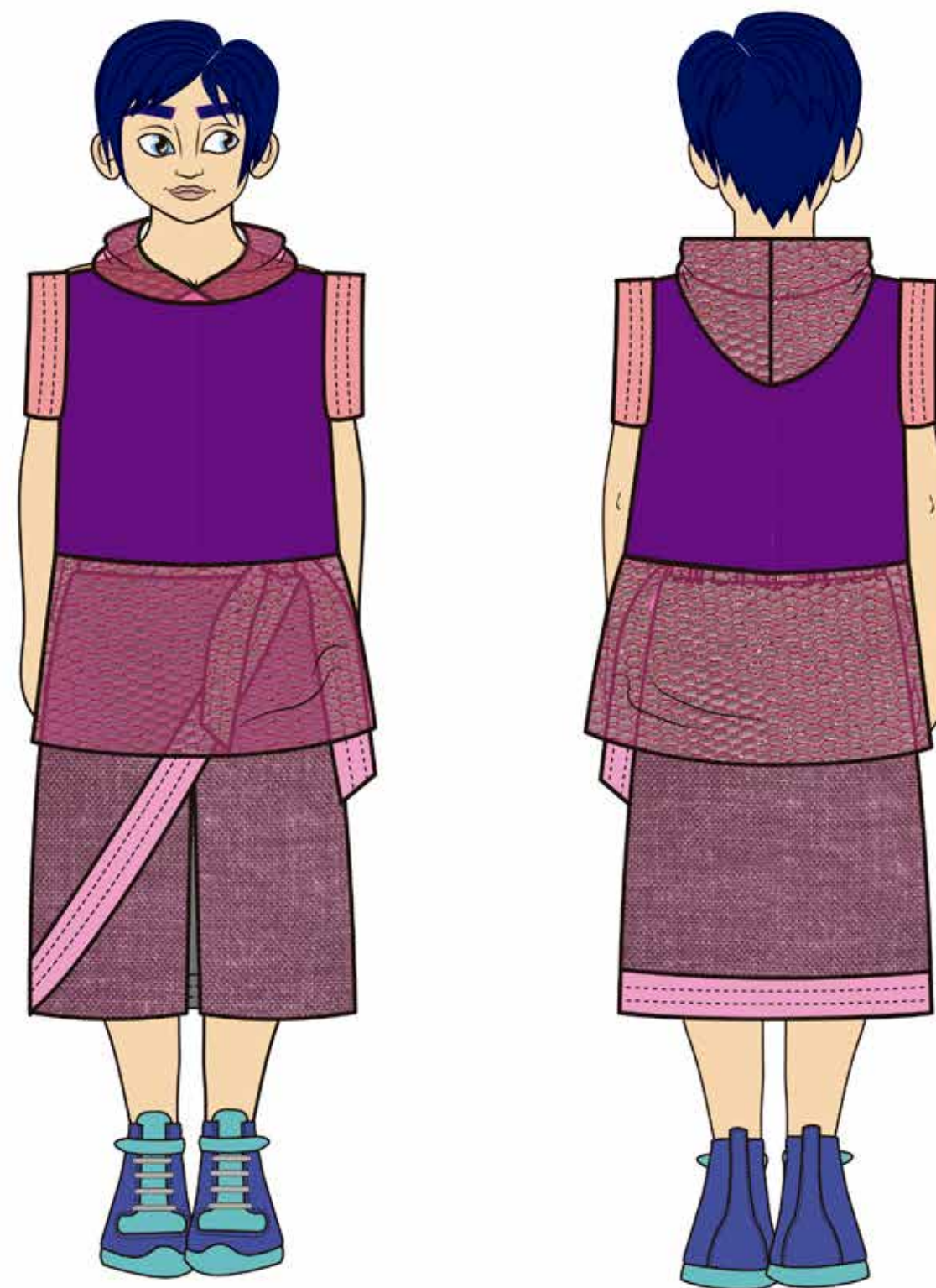
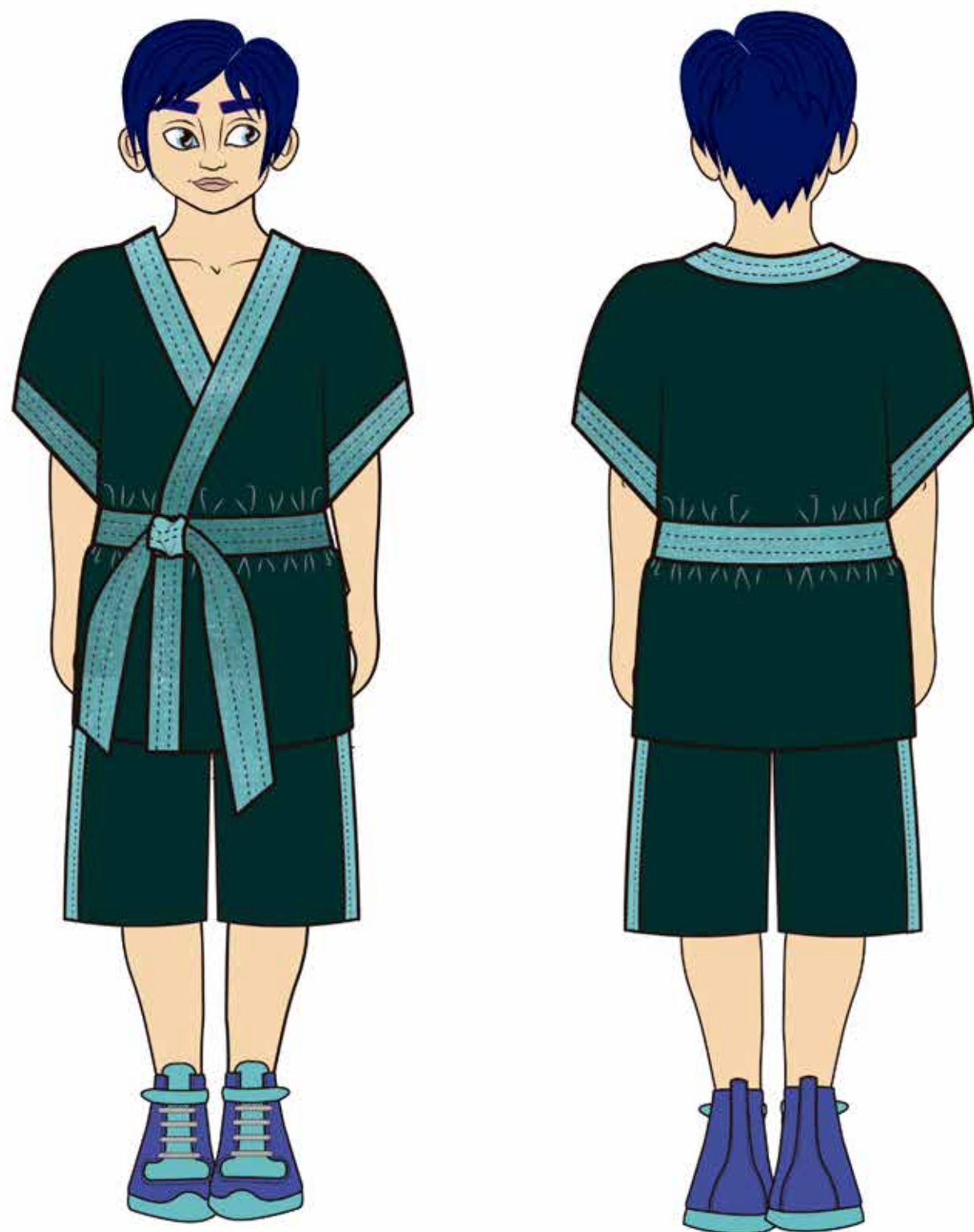




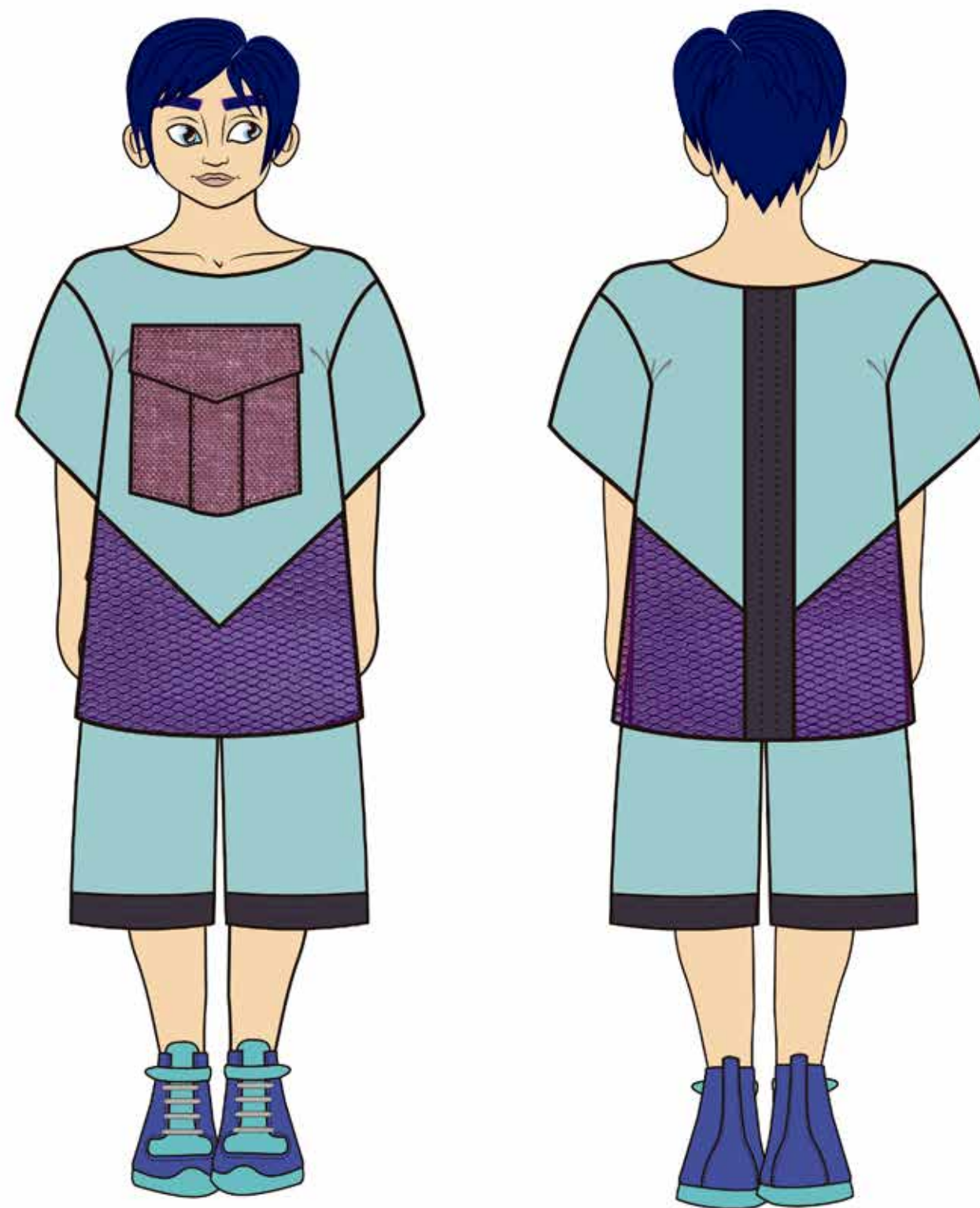
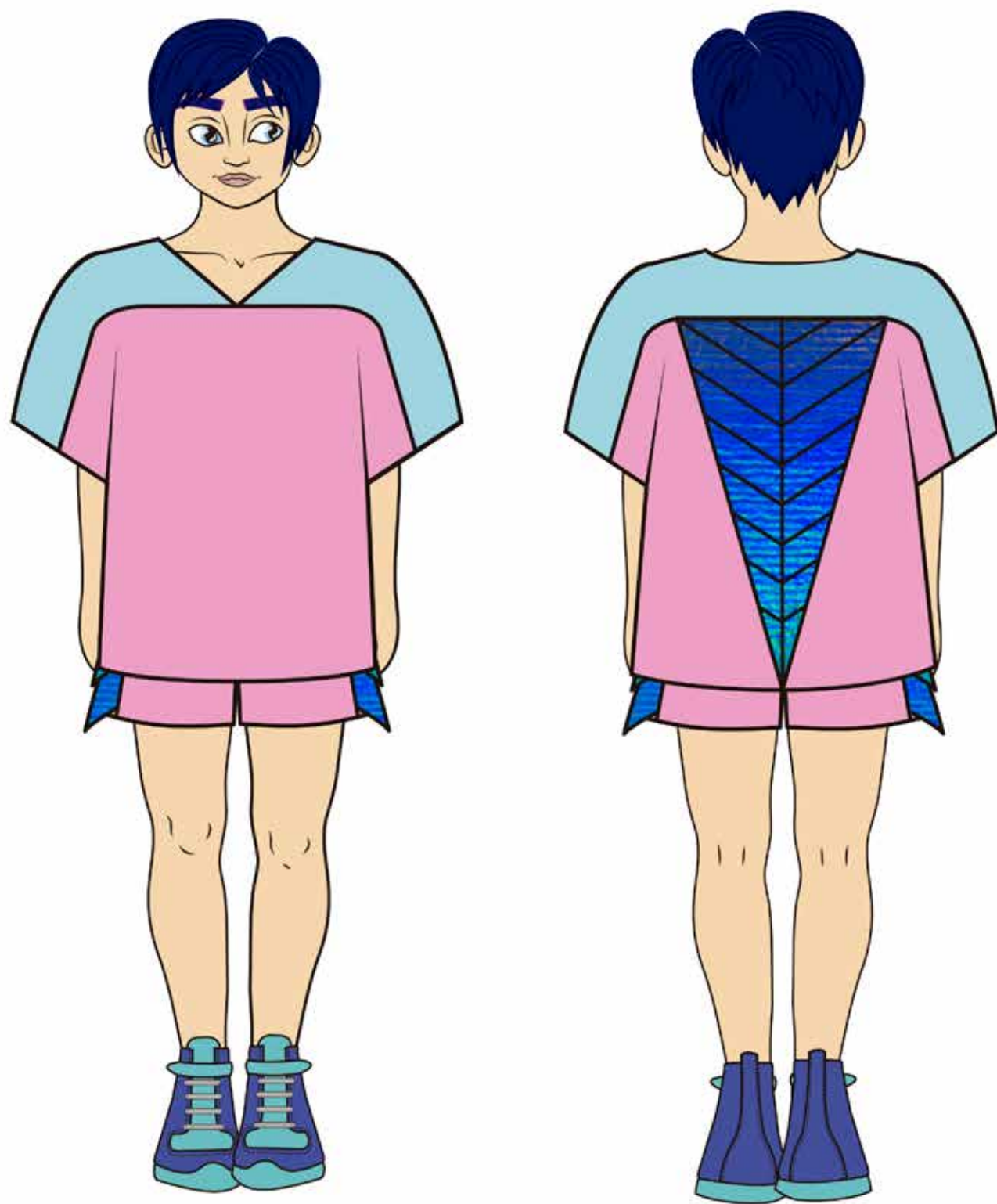




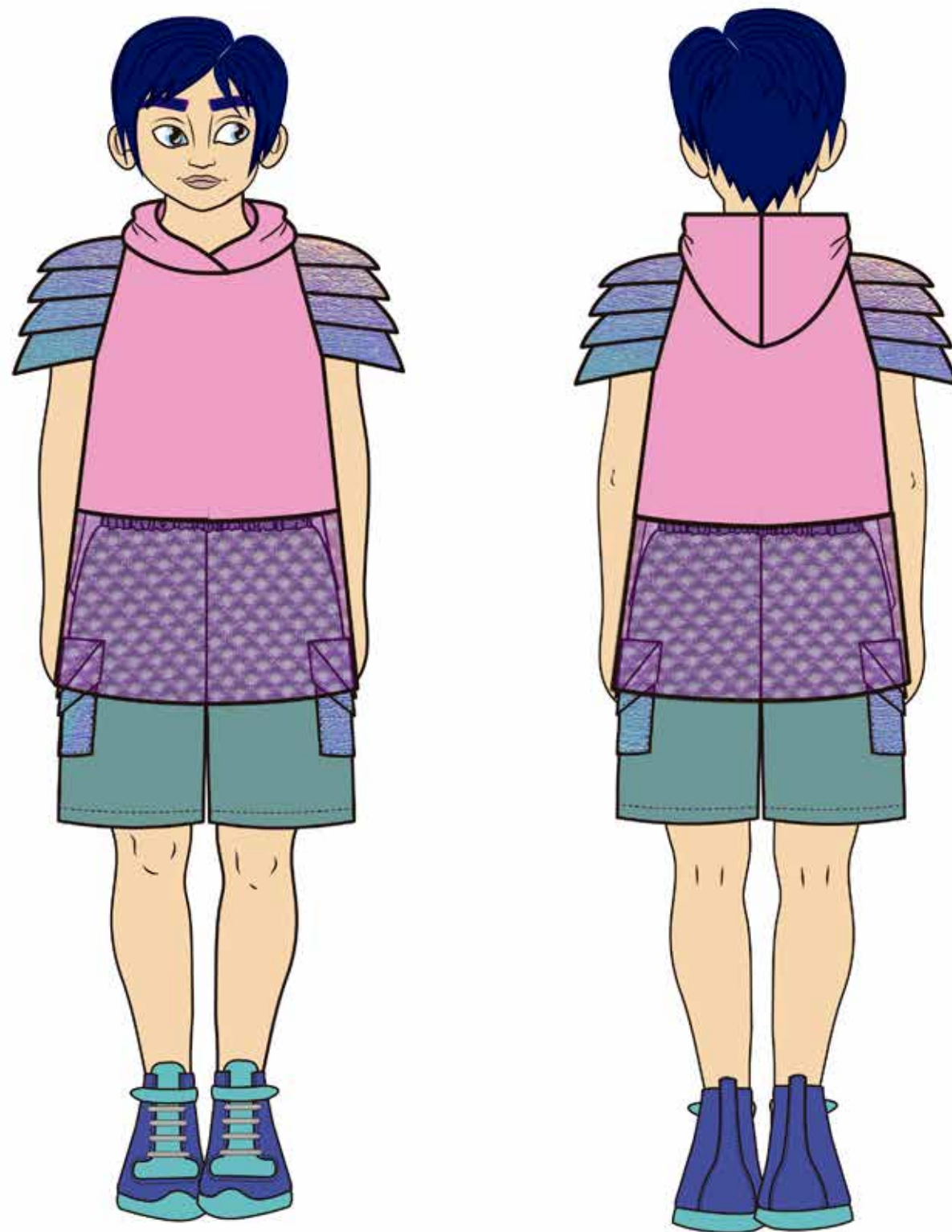
















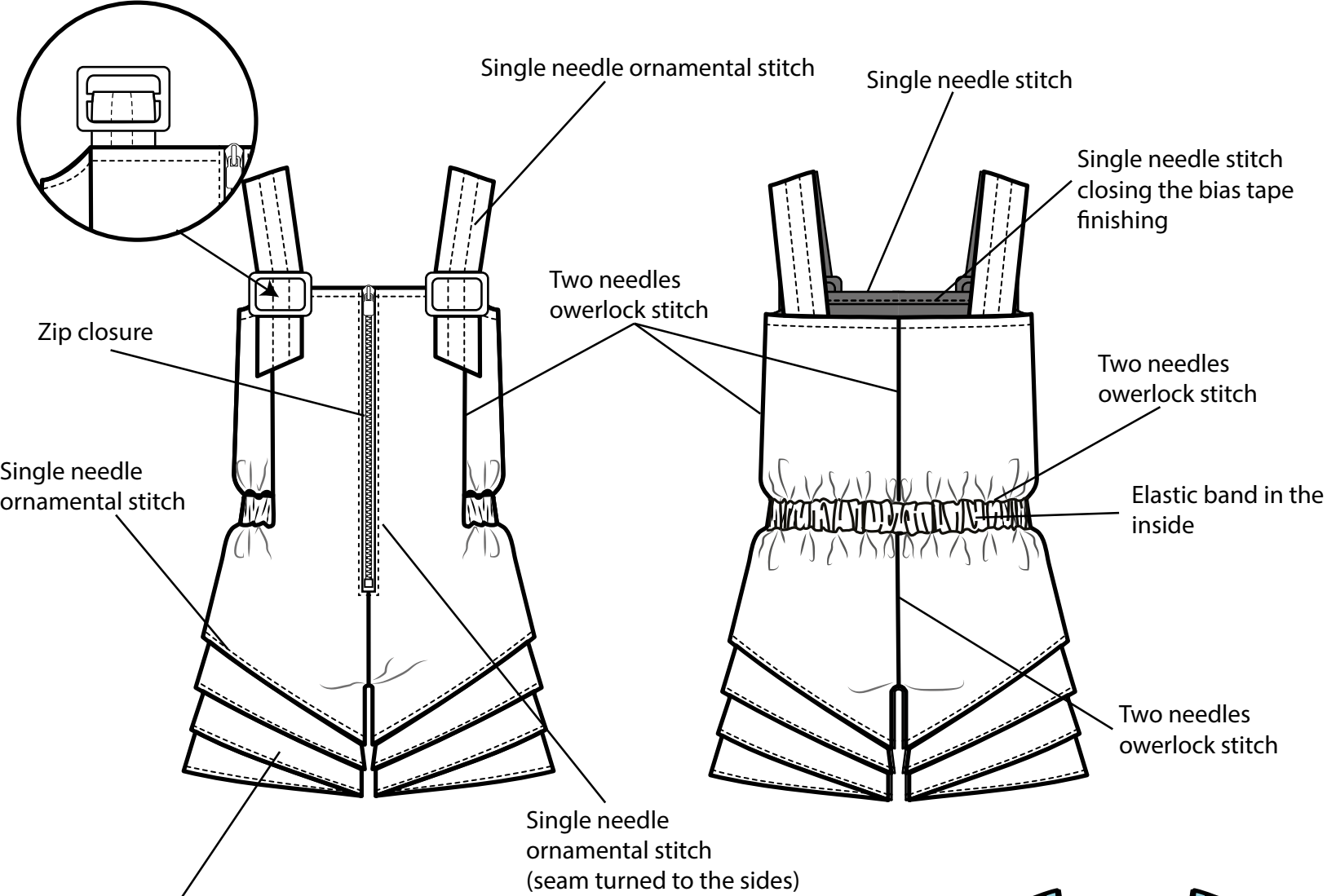




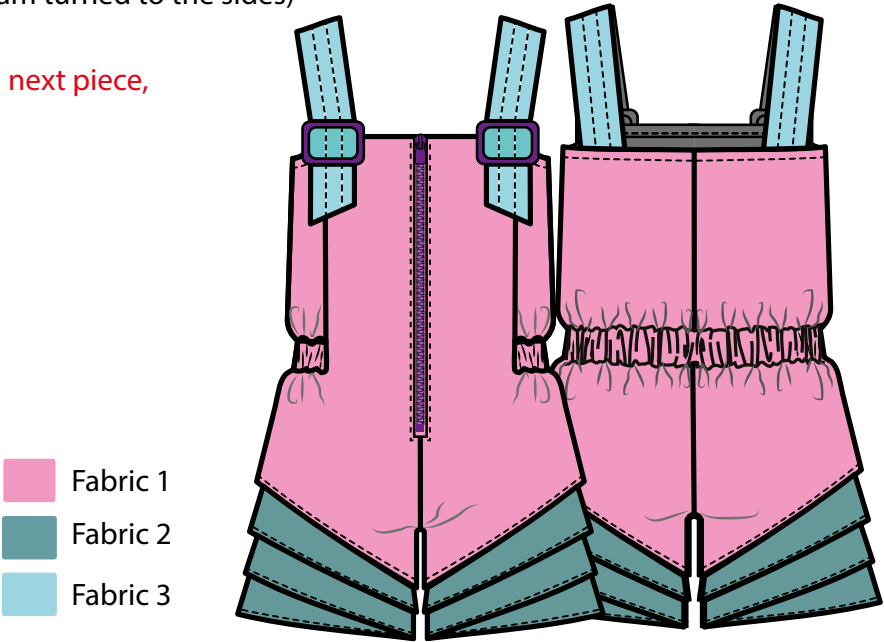
# TECHNICAL SHEETS








<b>STYLE REF.:</b> 0021	<b>SEASON:</b> SPRING/SUMMER '21	<b>SUPPLIER:</b> Inside Textile	
<b>GARMENT:</b> Playsuit	<b>LINE:</b> KIDS	<b>SAMPLING DETAILS DATE:</b> 25/02/2020	
<b>FABRIC:</b> Linen/Velvet	<b>ORDER COLOR:</b> PANTONE P 75 - 5 U 	<b>FITTING DETAILS DATE:</b>	
<b>COMPOSITION:</b> 100% LI/ 60% VI - 40% PES	<b>ORIGINAL SAMPLE:</b>	<b>SMS FOB DATE:</b>	




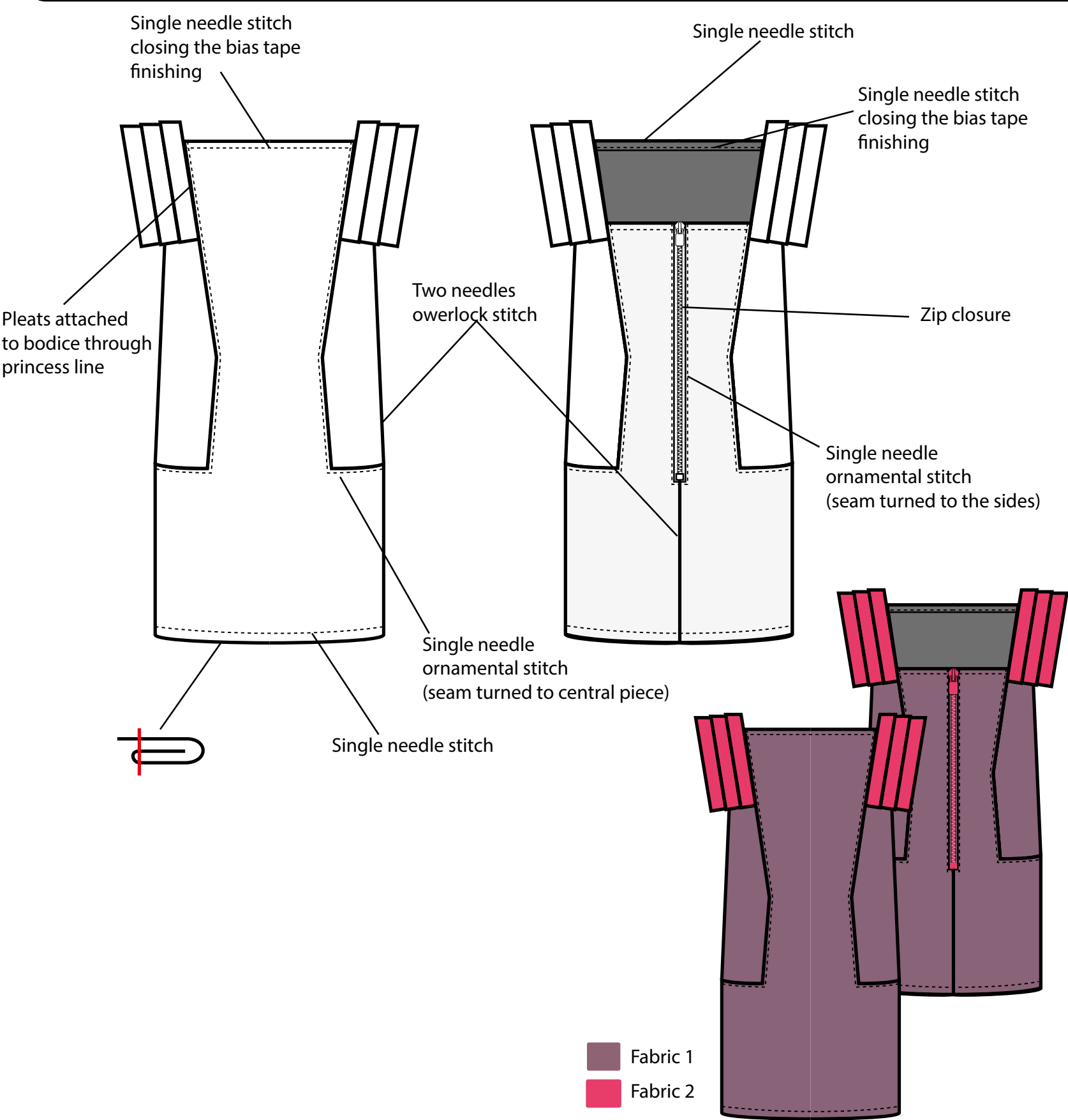
These are separate pieces attached to the overlapped next piece, one under the next one.





DESCRIPTION AND COMMENTS			
<b>Style description:</b> Linen playsuit with frontal zip and kimono straps			
<b>Workmanship:</b> <ul style="list-style-type: none"><li>- Use two needles overlock stitch for closing seams.</li><li>- Sew garment matching base color.</li><li>- For plain stitch: make 5 stitches per 1 cm.</li><li>- Side seams must be turned back.</li><li>- Double check thread tension machinery, seams in elastic band have elasticity. The thread musn't break when stretching the seam.</li></ul>			
<b>Inside Garment:</b> <ul style="list-style-type: none"><li>- Finish the neckline with bias tape matching outter fabric.</li></ul>			
<b>Details:</b> <ul style="list-style-type: none"><li>- Both zip and strap buckles must be the same color and material.</li></ul>			
SMS COLOURWAY INFO			
PANTONE P 75 - 5 U 	PANTONE P 126 - 13 U 	PANTONE P 121- 4 U 	PANTONE P 93 - 8 U 
Fabric 1/Bias tape	Fabric 2	Fabric 3	Bukcles/Zip
Linen	Linen	Velvet	Plastic
Thread 1	Thread 2	Thread 3	
TRIMMINGS			
Bias tape	LI 100%	1 cm finished	
Strap buckle	Nylon	6.5 cm x 4 cm	
Zip	Nylon	10#	
Elastic band	PES 100%	4 cm	
FINISHING			
SMS LABELING INFO			
Tag with embroidery brand and a little size tag			
Placed centered in the inner back neckline			
		<div>9</div>	





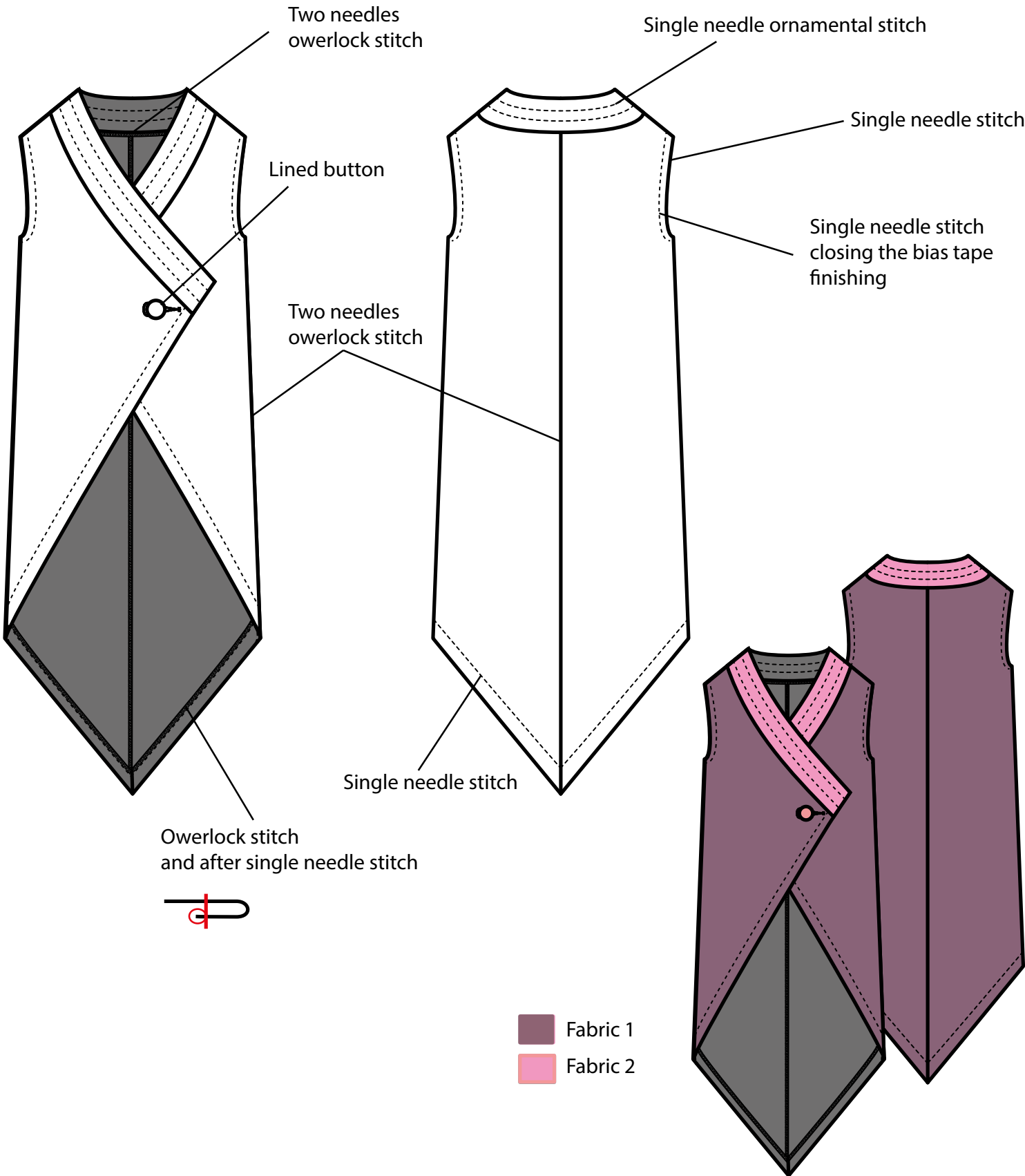
STYLE REF.: 0022	SEASON: SPRING/SUMMER '21	SUPPLIER: Inside Textile	<div>VourdalaK</div>
GARMENT: Dress	LINE: KIDS	SAMPLING DETAILS DATE: 25/02/2020	
FABRIC: Linen/Faux Leather	ORDER COLOR: PANTONE P 79-10 U 	FITTING DETAILS DATE:	
COMPOSITION: 100% LI/ 100% PU	ORIGINAL SAMPLE:	SMS FOB DATE:	



DESCRIPTION AND COMMENTS			
<b>Style description:</b> Samurai style dress with back zip			
<b>Workmanship:</b> <ul style="list-style-type: none"><li>- Use two needles overlock stitch for closing seams.</li><li>- Sew garment matching base color.</li><li>- For plain stitch: make 5 stitches per 1 cm.</li><li>- Side seams must be turned back.</li></ul>			
<b>Inside Garment:</b> <ul style="list-style-type: none"><li>- Finish the neckline with bias tape matching outter fabric.</li></ul>			
<b>Details:</b> <ul style="list-style-type: none"><li>- Detail in shoulders is a pleated piece of faux leather over a plain piece of linen as a base/lining.</li></ul>			
SMS COLOURWAY INFO			
PANTONE P 79-10 U 	PANTONE P 165 - 7 U 		
Fabric 1/Bias tape	Fabric 2		
Linen	Faux Holo. PU/Zip		
Thread 1	Thread 2		
TRIMMINGS			
Bias tape	LI 100%	1 cm finished	
Zip	Nylon	10#	
FINISHING			
SMS LABELING INFO			
Tag with embroidery brand and a little size tag		<div><div>VourdalaK</div><div>9</div></div>	
Placed centered in the inner back neckline			



<b>STYLE REF.:</b> 0023	<b>SEASON:</b> SPRING/SUMMER '21	<b>SUPPLIER:</b> Inside Textile	
<b>GARMENT:</b> Vest dress	<b>LINE:</b> KIDS	<b>SAMPLING DETAILS DATE:</b> 25/02/2020	
<b>FABRIC:</b> Linen/Velvet	<b>ORDER COLOR:</b> PANTONE P 79-10 U 	<b>FITTING DETAILS DATE:</b>	
<b>COMPOSITION:</b> 100% LI/ 100% PES	<b>ORIGINAL SAMPLE:</b>	<b>SMS FOB DATE:</b>	





#### DESCRIPTION AND COMMENTS

**Style description:**  
Asymmetrical vest dress with kimono collar.

**Workmanship:**

- Use two needles overlock stitch for closing seams.
- Sew garment matching base color.
- For plain stitch: make 5 stitches per 1 cm.
- Side seams must be turned back.

#### SMS COLOURWAY INFO

PANTONE P 79-10 U 	PANTONE P75 - 5 U 		
Fabric 1/Button	Fabric 2		
Linen	Velvet		
Thread 1	Thread 2		

#### TRIMMINGS

Lined button	LI 100%/ Nylon	24"

#### FINISHING



#### SMS LABELING INFO

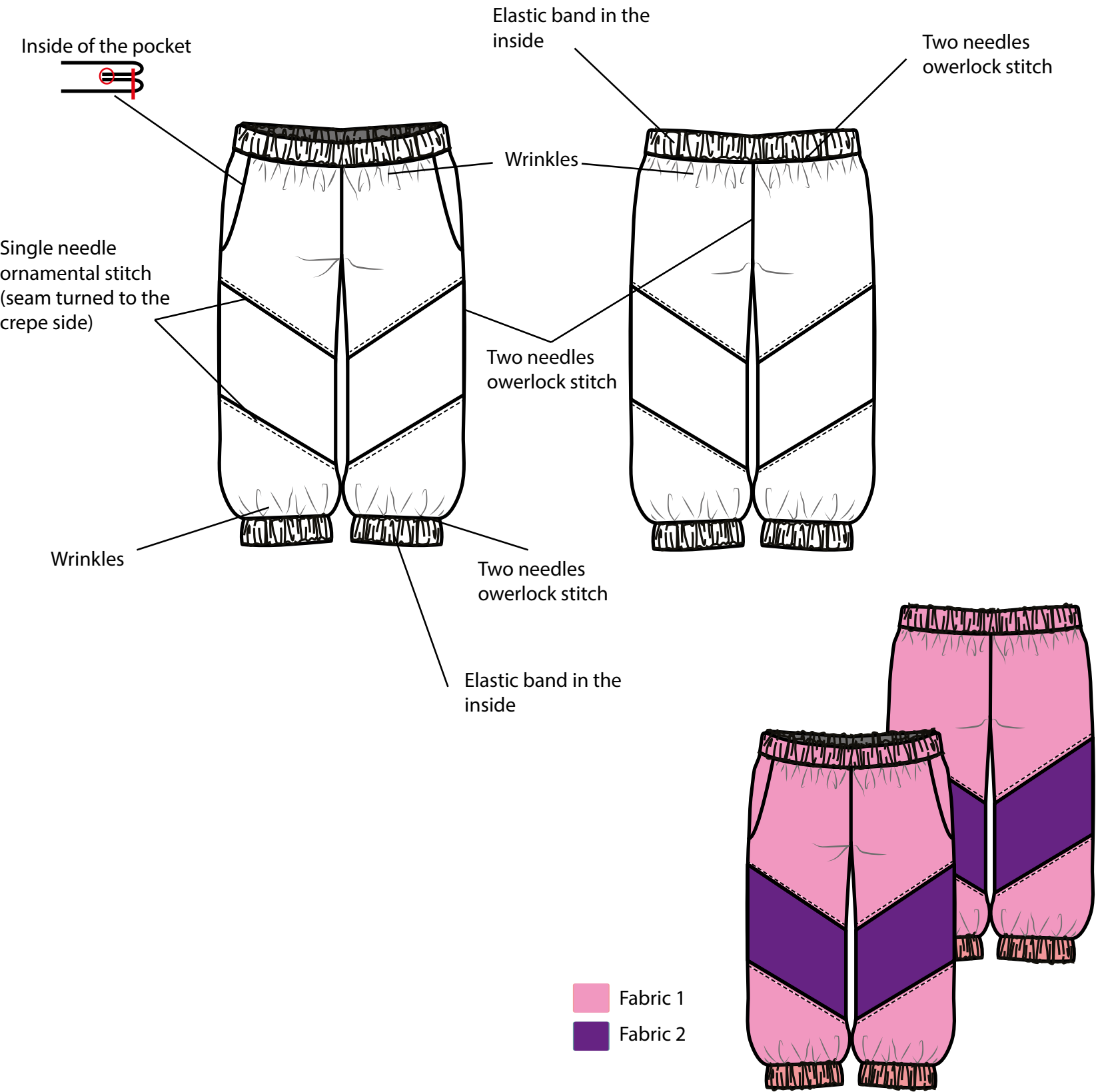
Tag with embroidery brand and a little size tag

Placed centered in the inner back neckline





<b>STYLE REF.:</b> 0024	<b>SEASON:</b> SPRING/SUMMER '21	<b>SUPPLIER:</b> Inside Textile	
<b>GARMENT:</b> Capris	<b>LINE:</b> KIDS	<b>SAMPLING DETAILS DATE:</b> 25/02/2020	
<b>FABRIC:</b> Crepe/Thin Net Mesh	<b>ORDER COLOR:</b> PANTONE P 59 - 3 U 	<b>FITTING DETAILS DATE:</b>	
<b>COMPOSITION:</b> 100% PES/ 100% PES	<b>ORIGINAL SAMPLE:</b>	<b>SMS FOB DATE:</b>	



DESCRIPTION AND COMMENTS

**Style description:**  
 Capri sheer sweatpants.



**Workmanship:**

- Use two needles overlock stitch for closing seams.
- Sew garment matching base color.
- For plain stitch: make 5 stitches per 1 cm.
- Side seams must be turned back.
- Knee seams must be turned to crepe side.
- Double check thread tension machinery, seams in elastic band have elasticity. The thread musn't break when stretching the seam.

**Details:**

- Pockets are lined with the same outter fabric (crepe).

SMS COLOURWAY INFO

PANTONE P 75 - 5 U 	PANTONE P 93 - 8 U 		
Fabric 1	Fabric 2		
Crepe	Thin Net Mesh		
Thread 1	Thread 2		

TRIMMINGS

Elastic band	100% PES	4 cm

FINISHING



SMS LABELING INFO

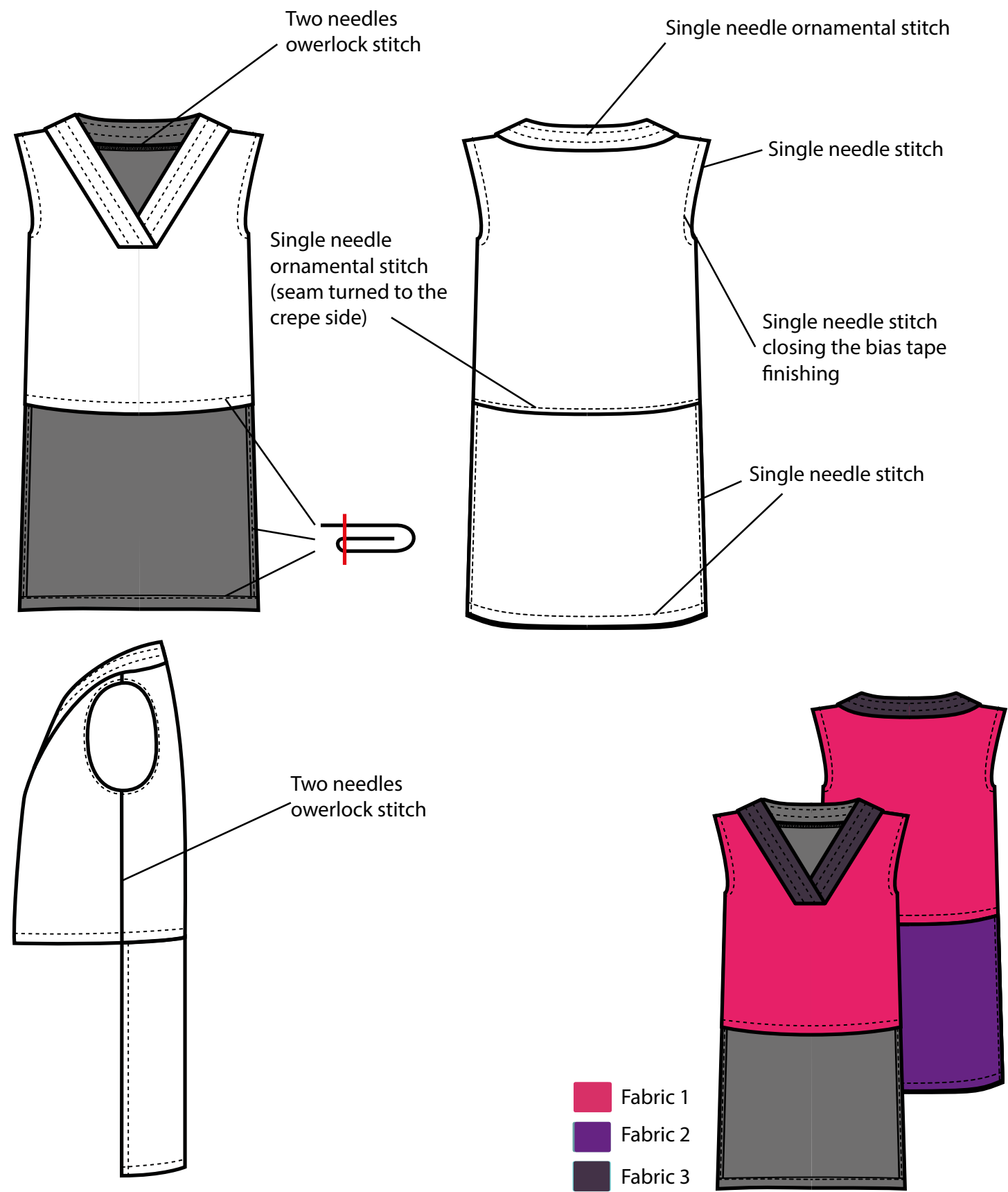
Tag with embroidery brand and a little size tag





Placed centered in the inner back neckline







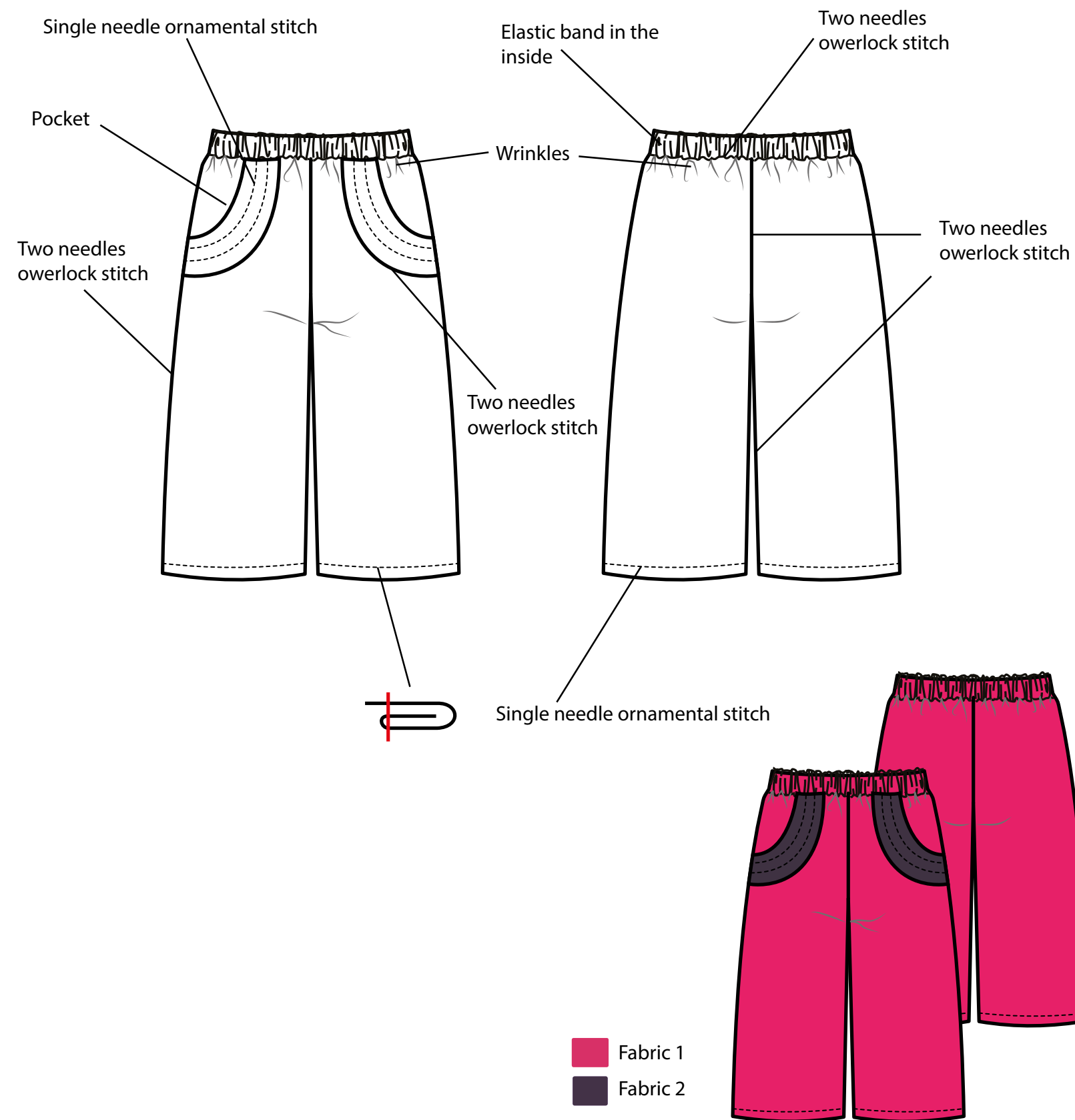
<b>STYLE REF.:</b> 0025	<b>SEASON:</b> SPRING/SUMMER '21	<b>SUPPLIER:</b> Inside Textile	
<b>GARMENT:</b> Crop T-shirt	<b>LINE:</b> KIDS	<b>SAMPLING DETAILS DATE:</b> 25/02/2020	
<b>FABRIC:</b> Crepe/Thin Net Mesh/Velvet	<b>ORDER COLOR:</b> PANTONE P 68 - 15 U 	<b>FITTING DETAILS DATE:</b>	
<b>COMPOSITION:</b> 100% PES/ 100% PES/60% VI - 40% PES	<b>ORIGINAL SAMPLE:</b>	<b>SMS FOB DATE:</b>	



<b>DESCRIPTION AND COMMENTS</b>			
<b>Style description:</b> Crop T-shirt with net mesh tail. <b>Workmanship:</b> <ul style="list-style-type: none"> <li>- Use two needles overlock stitch for closing seams.</li> <li>- Sew garment matching base color.</li> <li>- For plain stitch: make 5 stitches per 1 cm.</li> <li>- Side seams must be turned back.</li> <li>- Double check thread tension machinery, seams in elastic fabric have elasticity. The thread musn't break when stretching the seam.</li> </ul>			
<b>SMS COLOURWAY INFO</b>			
PANTONE P 68 - 15 U 	PANTONE P 93 - 8 U 	CF 10970 	
Fabric 1	Fabric 2	Fabric 3	
Crepe	Thin Net Mesh	Velvet	
Thread 1	Thread 2		
<b>TRIMMINGS</b>			
<b>FINISHING</b>			
<b>SMS LABELING INFO</b>			
Tag with embroidery brand and a little size tag Placed centered in the inner back neckline			
			9



<b>STYLE REF.:</b> 0026	<b>SEASON:</b> SPRING/SUMMER '21	<b>SUPPLIER:</b> Inside Textile	
<b>GARMENT:</b> Culotte	<b>LINE:</b> KIDS	<b>SAMPLING DETAILS DATE:</b> 25/02/2020	
<b>FABRIC:</b> Crepe/Velvet	<b>ORDER COLOR:</b> PANTONE P 68 - 15 U 	<b>FITTING DETAILS DATE:</b>	
<b>COMPOSITION:</b> 100% PES/60% VI - 40% PES	<b>ORIGINAL SAMPLE:</b>	<b>SMS FOB DATE:</b>	



#### DESCRIPTION AND COMMENTS

**Style description:**  
Fluid culotte with kimono pockets.


**Workmanship:**

- Use two needles overlock stitch for closing seams.
- Sew garment matching base color.
- For plain stitch: make 5 stitches per 1 cm.
- Side seams must be turned back.
- Double check thread tension machinery, seams in elastic fabric have elasticity. The thread mustn't break when stretching the seam.

**Details:**

- Pockets are lined with the same outer fabric (crepe).

#### SMS COLOURWAY INFO

PANTONE P 68 - 15 U 	CF 10970 		
Fabric 1	Fabric 2		
Crepe	Velvet		
Thread 1	Thread 2		

#### TRIMMINGS

Elastic band	100% PES	4 cm


#### FINISHING

--

#### SMS LABELING INFO



Tag with embroidery brand and a little size tag

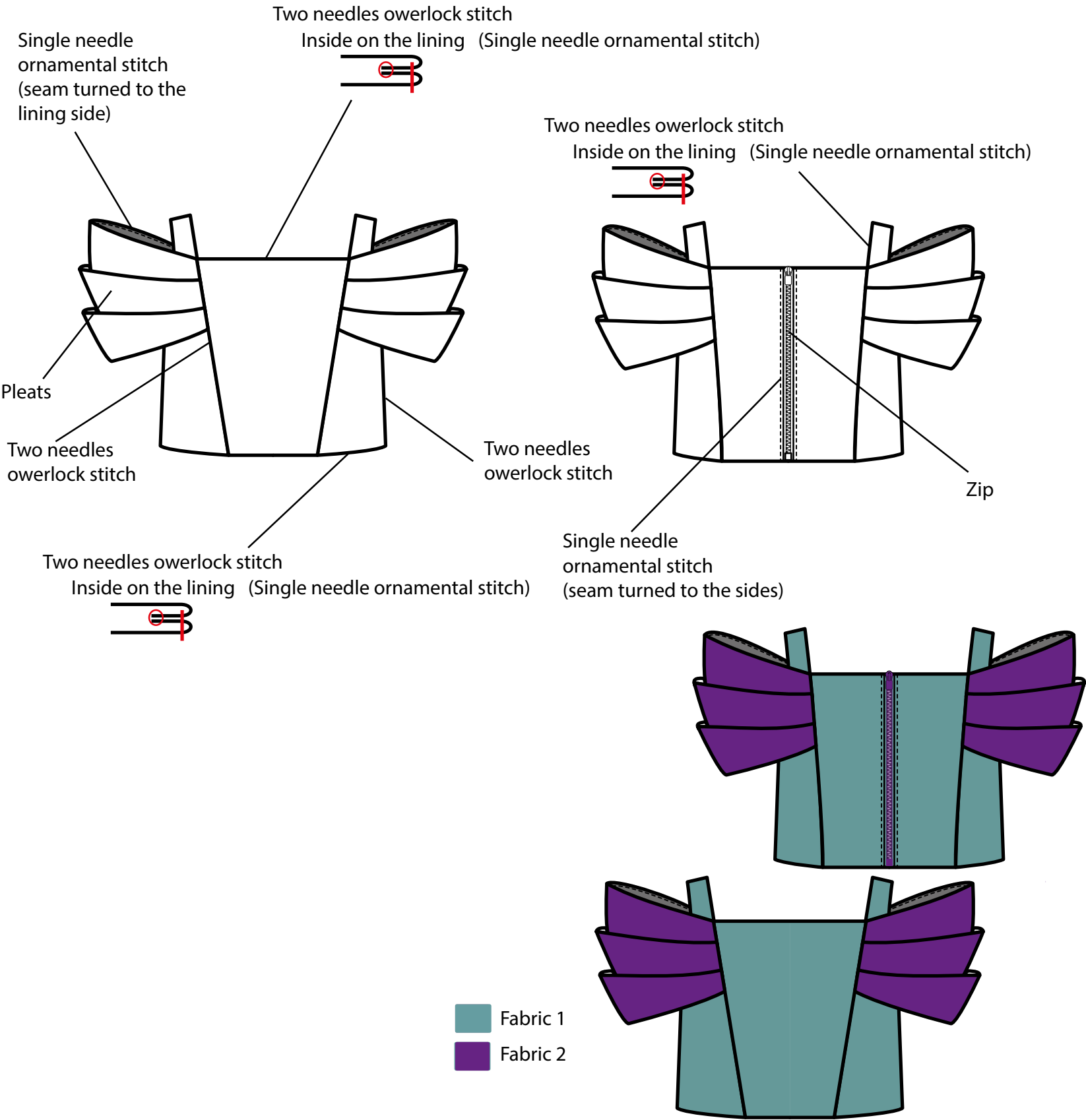
Placed centered in the inner back neckline








9





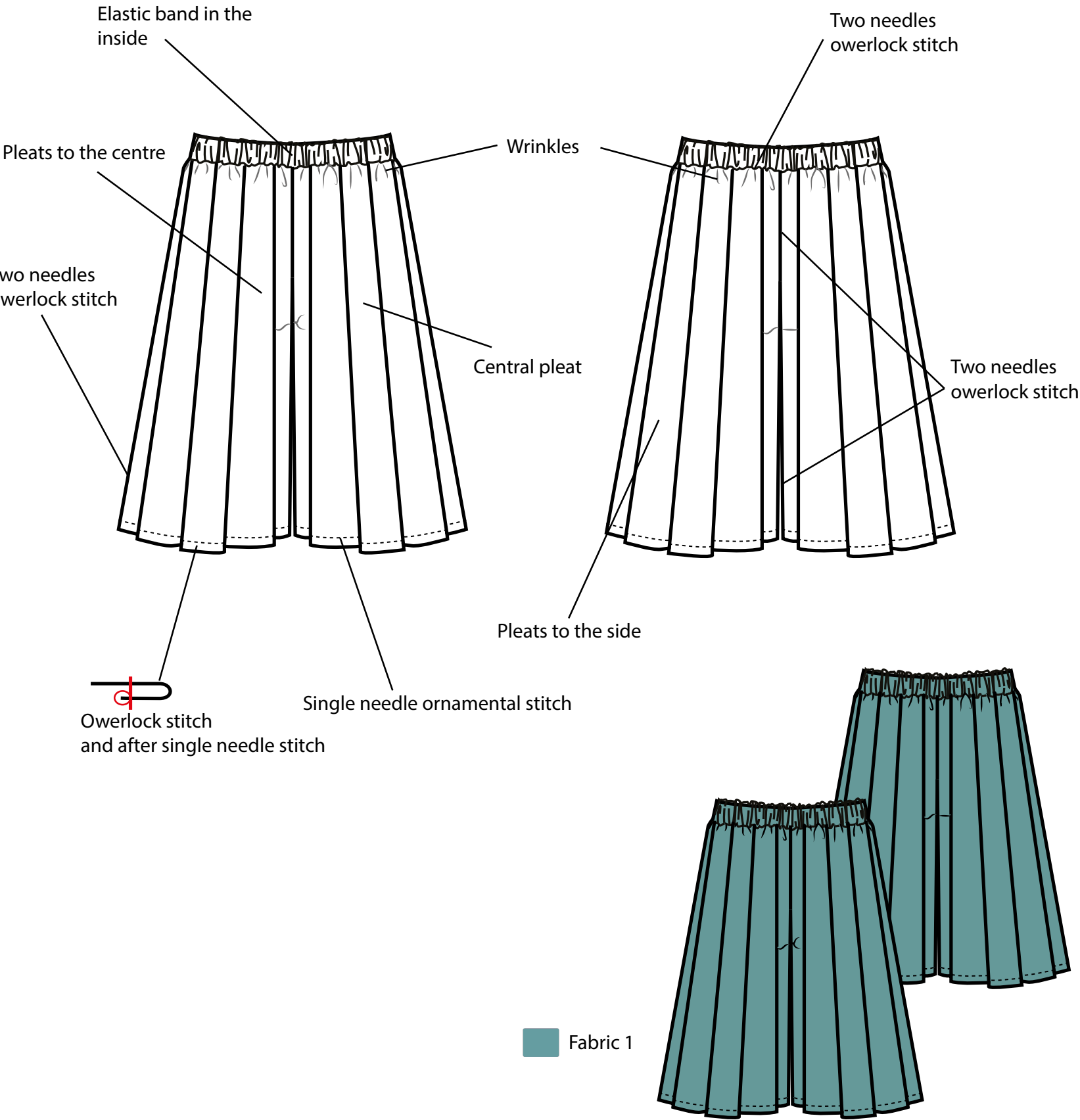
<b>STYLE REF.:</b> 0027	<b>SEASON:</b> SPRING/SUMMER '21	<b>SUPPLIER:</b> Inside Textile	
<b>GARMENT:</b> Crop Top	<b>LINE:</b> KIDS	<b>SAMPLING DETAILS DATE:</b> 25/02/2020	
<b>FABRIC:</b> Linen/Thick Net Mesh	<b>ORDER COLOR:</b> PANTONE P 126 - 13 U 	<b>FITTING DETAILS DATE:</b>	
<b>COMPOSITION:</b> 100% LI/ 100 100% PES	<b>ORIGINAL SAMPLE:</b>	<b>SMS FOB DATE:</b>	



DESCRIPTION AND COMMENTS			
<b>Style description:</b> Crop top with origami sleeves.			
<b>Workmanship:</b> <ul style="list-style-type: none"><li>- Use two needles overlock stitch for closing seams.</li><li>- Sew garment matching base color.</li><li>- For plain stitch: make 5 stitches per 1 cm.</li><li>- Side seams must be turned back.</li></ul>			
<b>Inside Garment:</b> <ul style="list-style-type: none"><li>- Inside totally lined.</li></ul>			
<b>Details:</b> <ul style="list-style-type: none"><li>- Sleeves are lined with the same fabric as the bodice outter fabric as a base and then the pleats are drafted with both fabrics together.</li></ul>			
SMS COLOURWAY INFO			
PANTONE P 126 - 13 U 	PANTONE P 93 - 8 U 	PANTONE P 126 - 13 U 	PANTONE P 93 - 8 U 
Fabric 1	Fabric 2	Lining	Zip
Linen	Thick Net Mesh	Lining	Nylon
Thread 1	Thread 1	Thread 3	
TRIMMINGS			
Zip	Nylon	10 #	
FINISHING			
SMS LABELING INFO			
Tag with embroidery brand and a little size tag		<div></div>	
Placed centered in the inner back neckline			
		9	





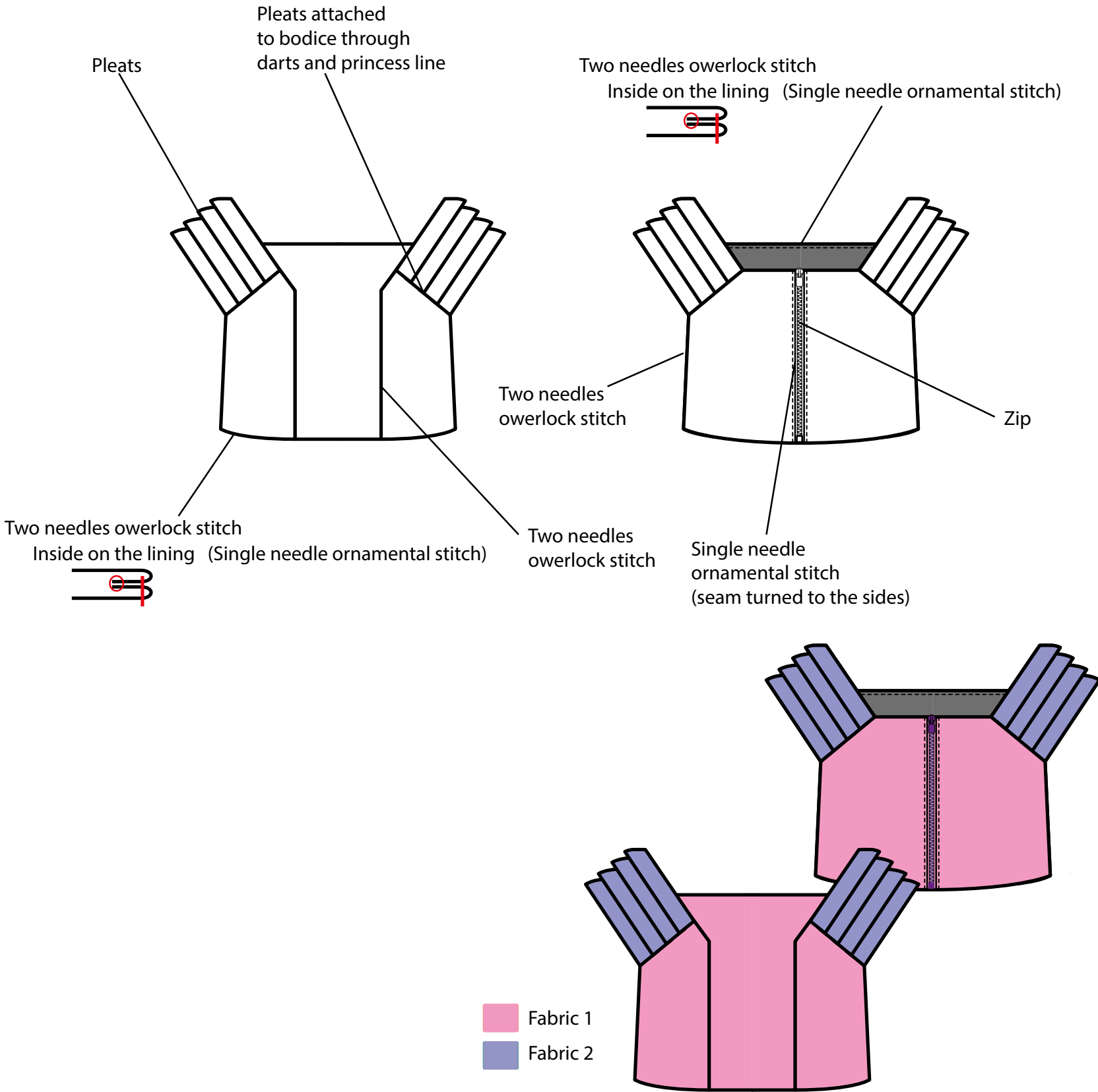
<b>STYLE REF.:</b> 0028	<b>SEASON:</b> SPRING/SUMMER '21	<b>SUPPLIER:</b> Inside Textile	
<b>GARMENT:</b> Skirtpants	<b>LINE:</b> KIDS	<b>SAMPLING DETAILS DATE:</b> 25/02/2020	
<b>FABRIC:</b> Linen	<b>ORDER COLOR:</b> PANTONE P 126 - 13 U 	<b>FITTING DETAILS DATE:</b>	
<b>COMPOSITION:</b> 100% LI	<b>ORIGINAL SAMPLE:</b>	<b>SMS FOB DATE:</b>	








DESCRIPTION AND COMMENTS			
<b>Style description:</b> Pleated schoolgirl skirtpants.			
<b>Workmanship:</b> <ul style="list-style-type: none"><li>- Use two needles overlock stitch for closing seams.</li><li>- Sew garment matching base color.</li><li>- For plain stitch: make 5 stitches per 1 cm.</li><li>- Side seams must be turned back.</li><li>- Double check thread tension machinery, seams in elastic band have elasticity. The thread musn't break when stretching the seam.</li></ul>			
SMS COLOURWAY INFO			
PANTONE P 126 - 13 U			
Fabric 1			
Linen			
Thread 1			
TRIMMINGS			
Elastic band	100% PES	4 cm	
FINISHING			
Permanent ironed pleats as shown in the flats.			
SMS LABELING INFO			
Tag with embroidery brand and a little size tag		<div>VourdalaK</div> <div>9</div>	
Placed centered in the inner back neckline			




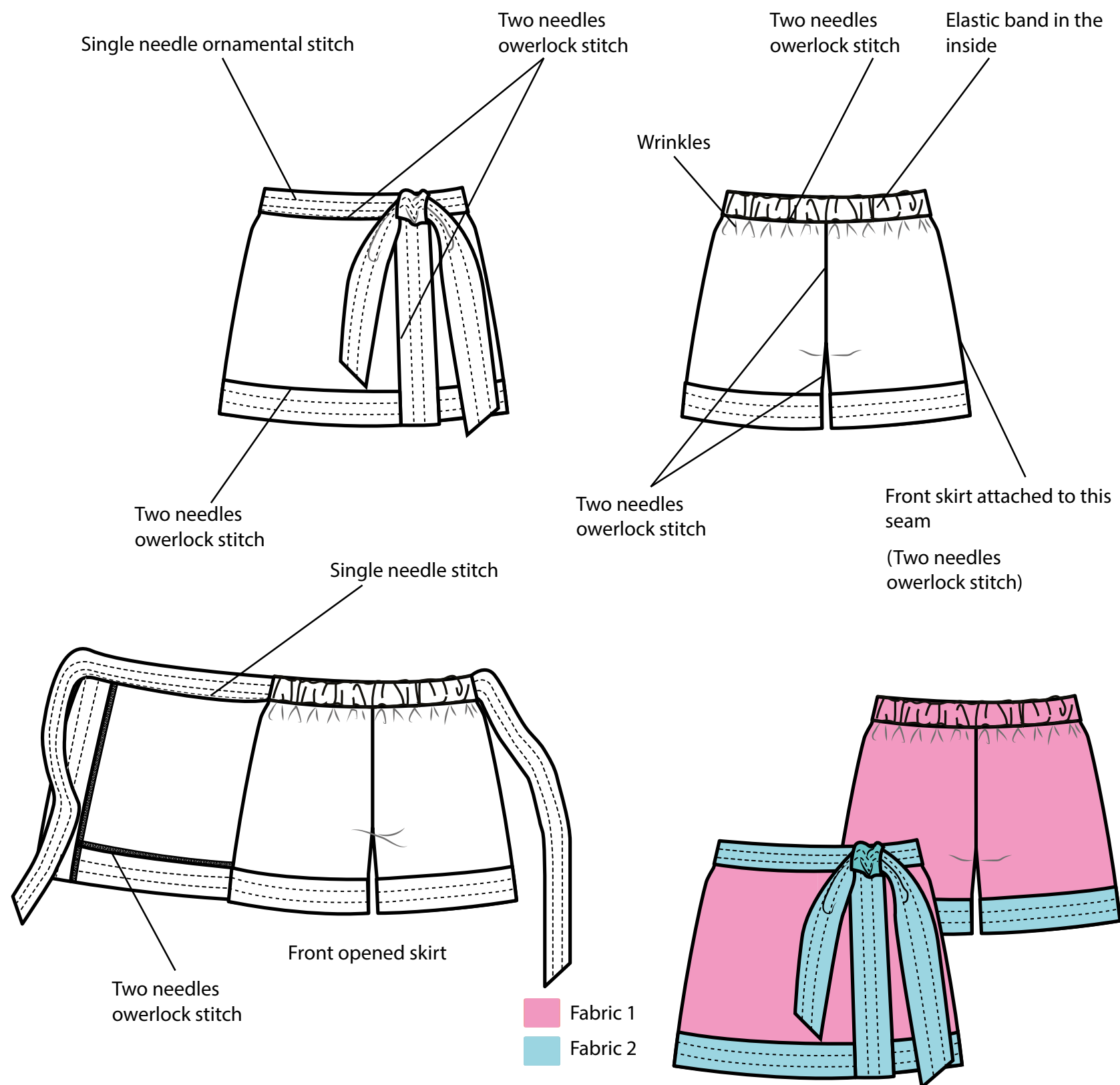
<b>STYLE REF.:</b> 0029	<b>SEASON:</b> SPRING/SUMMER '21	<b>SUPPLIER:</b> Inside Textile	
<b>GARMENT:</b> Crop Top	<b>LINE:</b> KIDS	<b>SAMPLING DETAILS DATE:</b> 25/02/2020	
<b>FABRIC:</b> Linen/Faux Leather	<b>ORDER COLOR:</b> PANTONE P 75 - 5 U 	<b>FITTING DETAILS DATE:</b>	
<b>COMPOSITION:</b> 100% LI/ 100% PU	<b>ORIGINAL SAMPLE:</b>	<b>SMS FOB DATE:</b>	



DESCRIPTION AND COMMENTS			
<b>Style description:</b> Crop Top with samurai style shoulders.			
<b>Workmanship:</b> <ul style="list-style-type: none"><li>- Use two needles overlock stitch for closing seams.</li><li>- Sew garment matching base color.</li><li>- For plain stitch: make 5 stitches per 1 cm.</li><li>- Side seams must be turned back.</li><li>- Double check thread tension machinery, seams in elastic band have elasticity. The thread musn't break when stretching the seam.</li></ul>			
<b>Inside Garment:</b> <ul style="list-style-type: none"><li>- Inside totally lined.</li></ul>			
<b>Details:</b> <ul style="list-style-type: none"><li>- Detail in shoulders is a pleated piece of faux leather over a plain piece of linen as a base/lining.</li></ul>			
SMS COLOURWAY INFO			
PANTONE P 75 - 5 U 	PANTONE 102 -11 U 	PANTONE P 75 - 5 U 	PANTONE P 93 - 8 U 
Fabric 1	Fabric 2	Lining	Zip
Linen	Faux Leather	Lining	Nylon
Thread 1	Thread 2	Thread 3	
TRIMMINGS			
Zip	Plastic	10#	
FINISHING			
SMS LABELING INFO			
Tag with embroidery brand and a little size tag			
Placed centered in the inner back neckline			
		<div>9</div>	



<b>STYLE REF.:</b> 00210	<b>SEASON:</b> SPRING/SUMMER '21	<b>SUPPLIER:</b> Inside Textile	VourdalaK
<b>GARMENT:</b> Skirtpants	<b>LINE:</b> KIDS	<b>SAMPLING DETAILS DATE:</b> 25/02/2020	
<b>FABRIC:</b> Linen/Velvet	<b>ORDER COLOR:</b> PANTONE P 75 - 5 U 	<b>FITTING DETAILS DATE:</b>	
<b>COMPOSITION:</b> 100% LI/ 60% VI - 40% PES	<b>ORIGINAL SAMPLE:</b>	<b>SMS FOB DATE:</b>	



#### DESCRIPTION AND COMMENTS



##### Style description:

Kimono mini skirtpants

##### Workmanship:

- Use two needles overlock stitch for closing seams.
- Sew garment matching base color.
- For plain stitch: make 5 stitches per 1 cm.
- Side seams must be turned back.
- Double check thread tension machinery, seams in elastic band have elasticity. The thread musn't break when stretching the seam.

#### SMS COLOURWAY INFO

PANTONE P 75 - 5 U 	PANTONE P 124 - 5 U 		
Fabric 1	Fabric 2		
Linen	Velvet		
Thread 1	Thread 2		

#### TRIMMINGS

Elastic band	Nylon	4 cm

#### FINISHING

#### SMS LABELING INFO


Tag with embroidery brand and a little size tag

Placed centered in the inner back neckline





<b>STYLE REF.:</b> 00211	<b>SEASON:</b> SPRING/SUMMER '21	<b>SUPPLIER:</b> Inside Textile	
<b>GARMENT:</b> Kimono	<b>LINE:</b> KIDS	<b>SAMPLING DETAILS DATE:</b> 25/02/2020	
<b>FABRIC:</b> Crepe/Velvet	<b>ORDER COLOR:</b> TOYO 0919 	<b>FITTING DETAILS DATE:</b>	
<b>COMPOSITION:</b> 100% PES/ 60% VI - 40% PES	<b>ORIGINAL SAMPLE:</b>	<b>SMS FOB DATE:</b>	



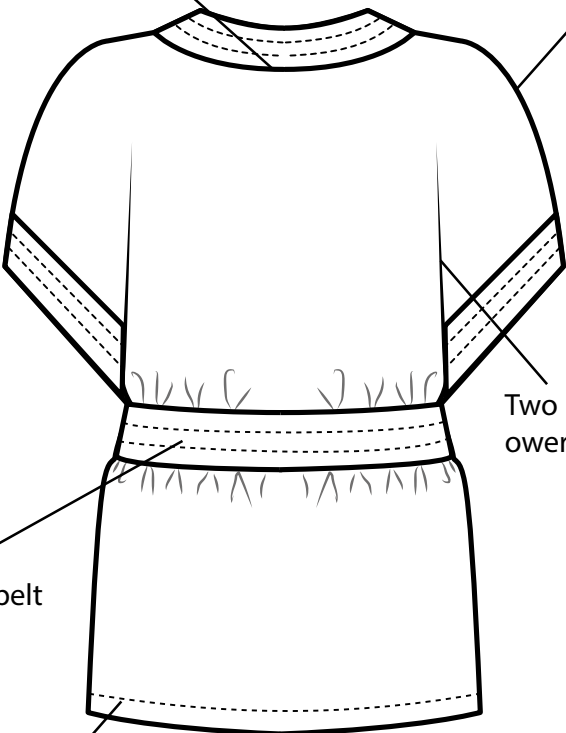
Single needle ornamental stitch

Two needles overlock stitch

Two needles overlock stitch

Two needles overlock stitch


Detachable belt



Two needles overlock stitch

Two needles overlock stitch

Single needle stitch



Fabric 1

Fabric 2

**DESCRIPTION AND COMMENTS**

**Style description:**  
Fluid kimono with velvet details



**Workmanship:**

- Use two needles overlock stitch for closing seams.
- Sew garment matching base color.
- For plain stitch: make 5 stitches per 1 cm.
- Side seams must be turned back.

**Details:**

- Detachable velvet belt with same fabric as collar and cuffs attached to the kimono through side seams.

**SMS COLOURWAY INFO**

TOYO 0919 	PANTONE P 121 - 4 U 		
Fabric 1	Fabric 2		
Crepe	Velvet		
Thread 1	Thread 2		


**TRIMMINGS**


**FINISHING**

**SMS LABELING INFO**



Tag with embroidery brand and a little size tag

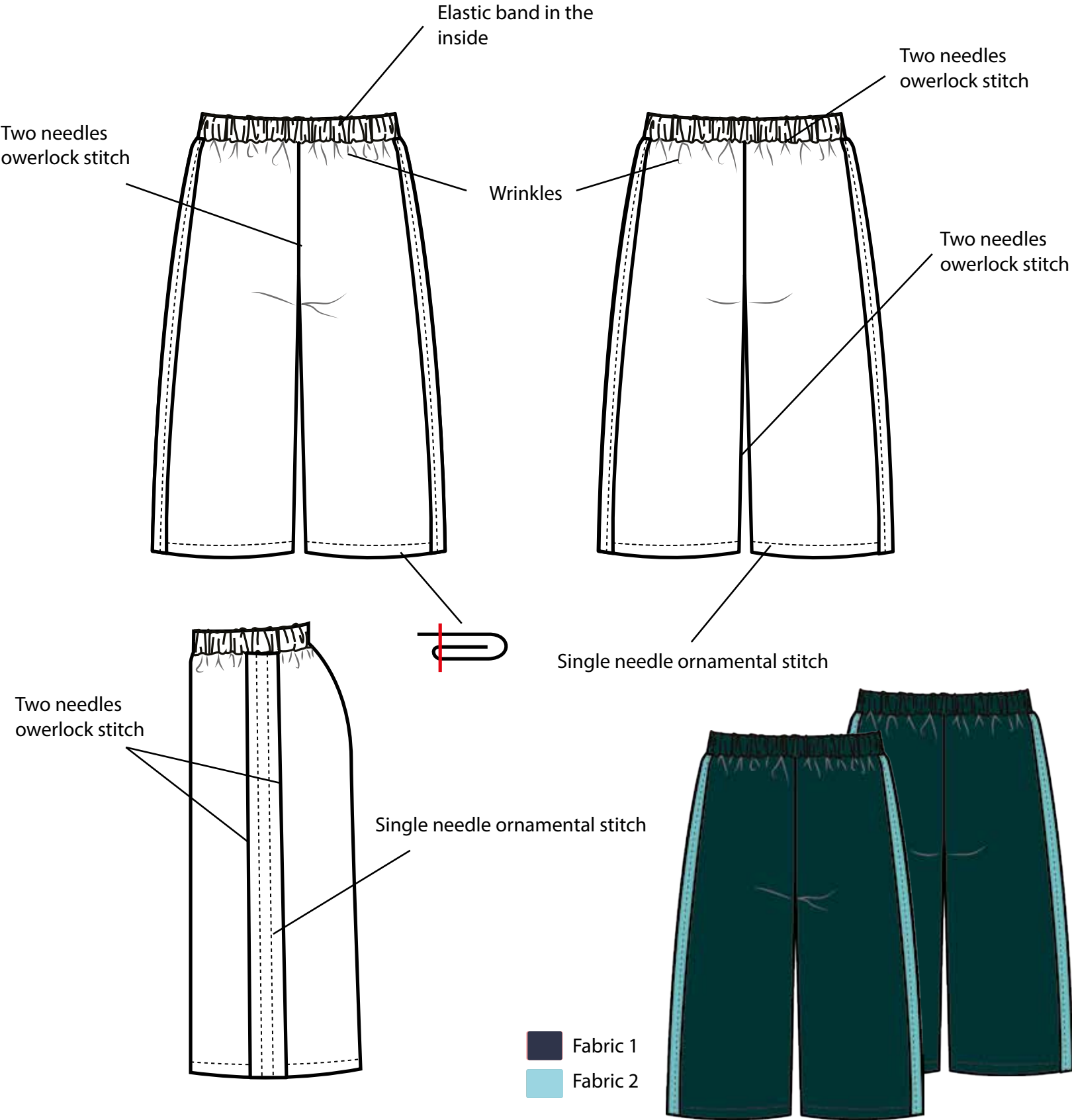
Placed centered in the inner back neckline






9





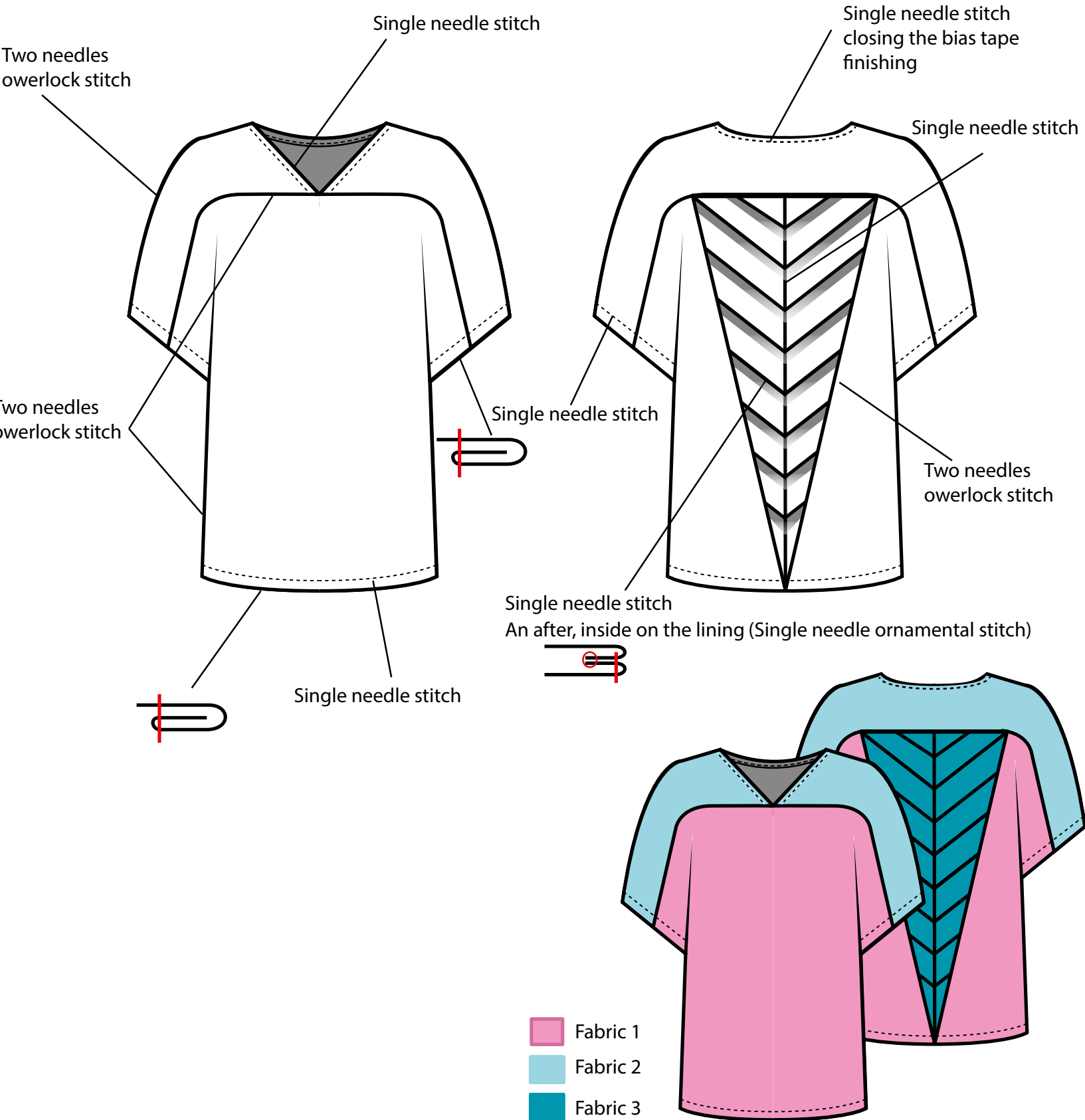
<b>STYLE REF.:</b> 00212	<b>SEASON:</b> SPRING/SUMMER '21	<b>SUPPLIER:</b> Inside Textile	
<b>GARMENT:</b> Surf shorts	<b>LINE:</b> KIDS	<b>SAMPLING DETAILS DATE:</b> 25/02/2020	
<b>FABRIC:</b> Crepe/Velvet	<b>ORDER COLOR:</b> TOYO 0919 	<b>FITTING DETAILS DATE:</b>	
<b>COMPOSITION:</b> 100% PES/ 60% VI - 40% PES	<b>ORIGINAL SAMPLE:</b>	<b>SMS FOB DATE:</b>	



<b>DESCRIPTION AND COMMENTS</b>			
<b>Style description:</b> Surf shorts with kimono side detail <b>Workmanship:</b> <ul style="list-style-type: none"> <li>- Use two needles overlock stitch for closing seams.</li> <li>- Sew garment matching base color.</li> <li>- For plain stitch: make 5 stitches per 1 cm.</li> <li>- Side seams must be turned back.</li> <li>- Double check thread tension machinery, seams in elastic band have elasticity. The thread musn't break when stretching the seam.</li> </ul>			
<b>SMS COLOURWAY INFO</b>			
TOYO 0919 	PANTONE P 121 - 4 U 		
Fabric 1	Fabric 2		
Crepe	Velvet		
Thread 1	Thread 2		
<b>TRIMMINGS</b>			
Elastic band	100% PES	4 cm	
<b>FINISHING</b>			
<b>SMS LABELING INFO</b>			
Tag with embroidery brand and a little size tag  Placed centered in the inner back neckline			
			9



<b>STYLE REF.:</b> 00213	<b>SEASON:</b> SPRING/SUMMER '21	<b>SUPPLIER:</b> Inside Textile	
<b>GARMENT:</b> T-shirt	<b>LINE:</b> KIDS	<b>SAMPLING DETAILS DATE:</b> 25/02/2020	
<b>FABRIC:</b> Knit/Thick Net Mesh/Faux Leather	<b>ORDER COLOR:</b> PANTONE P 80-12 U 	<b>FITTING DETAILS DATE:</b>	
<b>COMPOSITION:</b> 70% FA - 30% CO/100% PES/100% PU	<b>ORIGINAL SAMPLE:</b>	<b>SMS FOB DATE:</b>	



#### DESCRIPTION AND COMMENTS

##### Style description:

Oversized T-shirt with back scales.





##### Workmanship:

- Use two needles overlock stitch for closing seams.
- Sew garment matching base color.
- For plain stitch: make 5 stitches per 1 cm.
- Side seams must be turned back.
- Double check thread tension machinery, seams in elastic fabric have elasticity. The thread mustn't break when stretching the seam.

##### Details:

- Scales are separate pieces overlapped one over the next one and sewn into a central piece with the same shape underneath.

#### SMS COLOURWAY INFO

PANTONE P 75-5 U 	PANTONE P 121 - 4 U 	PANTONE P 121 -15 U 	PANTONE P 121 - 4 U 
Fabric 1	Fabric 2	Fabric 2	Bias
Knit	Thick Net Mesh	Faux Holographic PU	Knit
Thread 1	Thread 2	Thread 2	Thread 2

#### TRIMMINGS



Bias	100% PES	1 cm finished

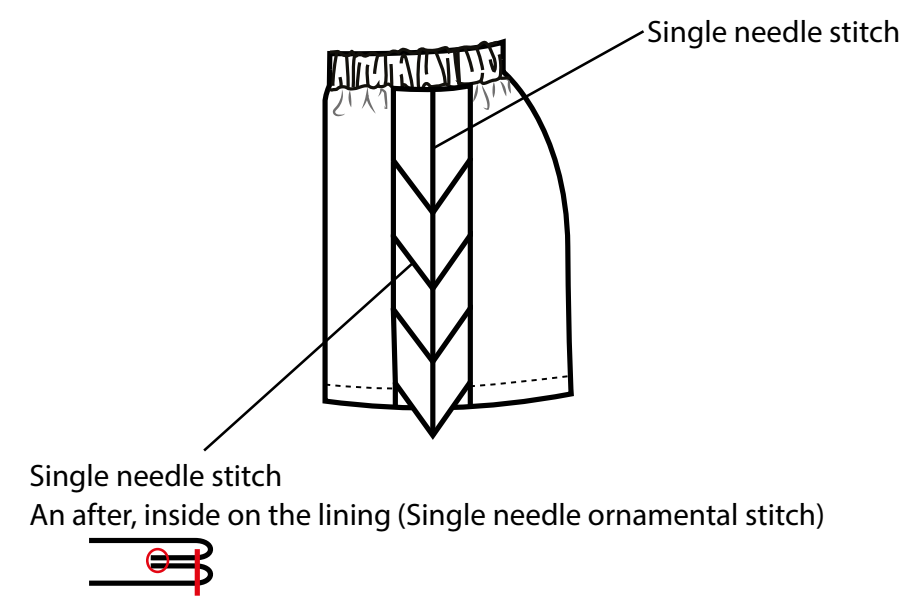
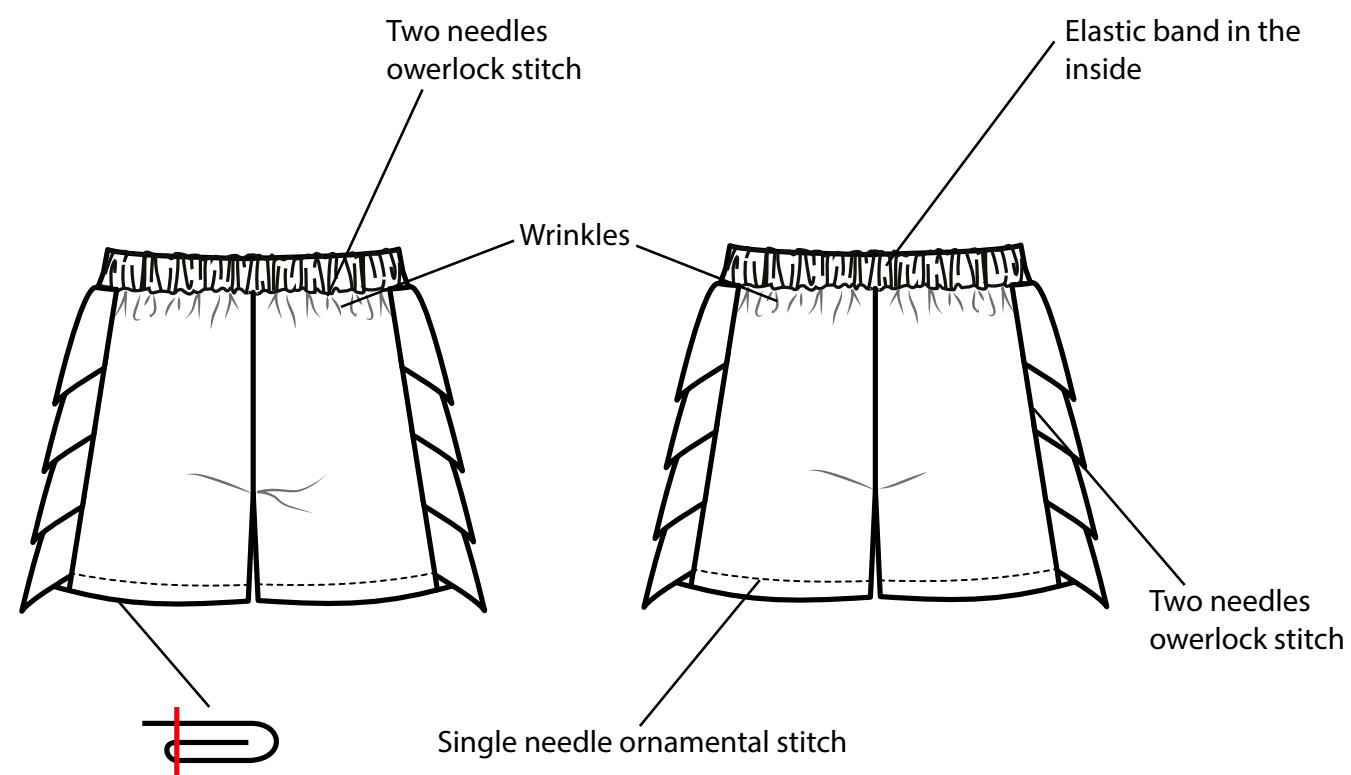
#### FINISHING

#### SMS LABELING INFO

- Tag with embroidery brand and a little size tag
- Placed centered in the inner back neckline






<b>STYLE REF.:</b> 00214	<b>SEASON:</b> SPRING/SUMMER '21	<b>SUPPLIER:</b> Inside Textile	
<b>GARMENT:</b> Shorts	<b>LINE:</b> KIDS	<b>SAMPLING DETAILS DATE:</b> 25/02/2020	
<b>FABRIC:</b> Knit/Faux Leather	<b>ORDER COLOR:</b> PANTONE P 80-12 U 	<b>FITTING DETAILS DATE:</b>	
<b>COMPOSITION:</b> 70% FA - 30% CO/100% PU	<b>ORIGINAL SAMPLE:</b>	<b>SMS FOB DATE:</b>	





Fabric 1

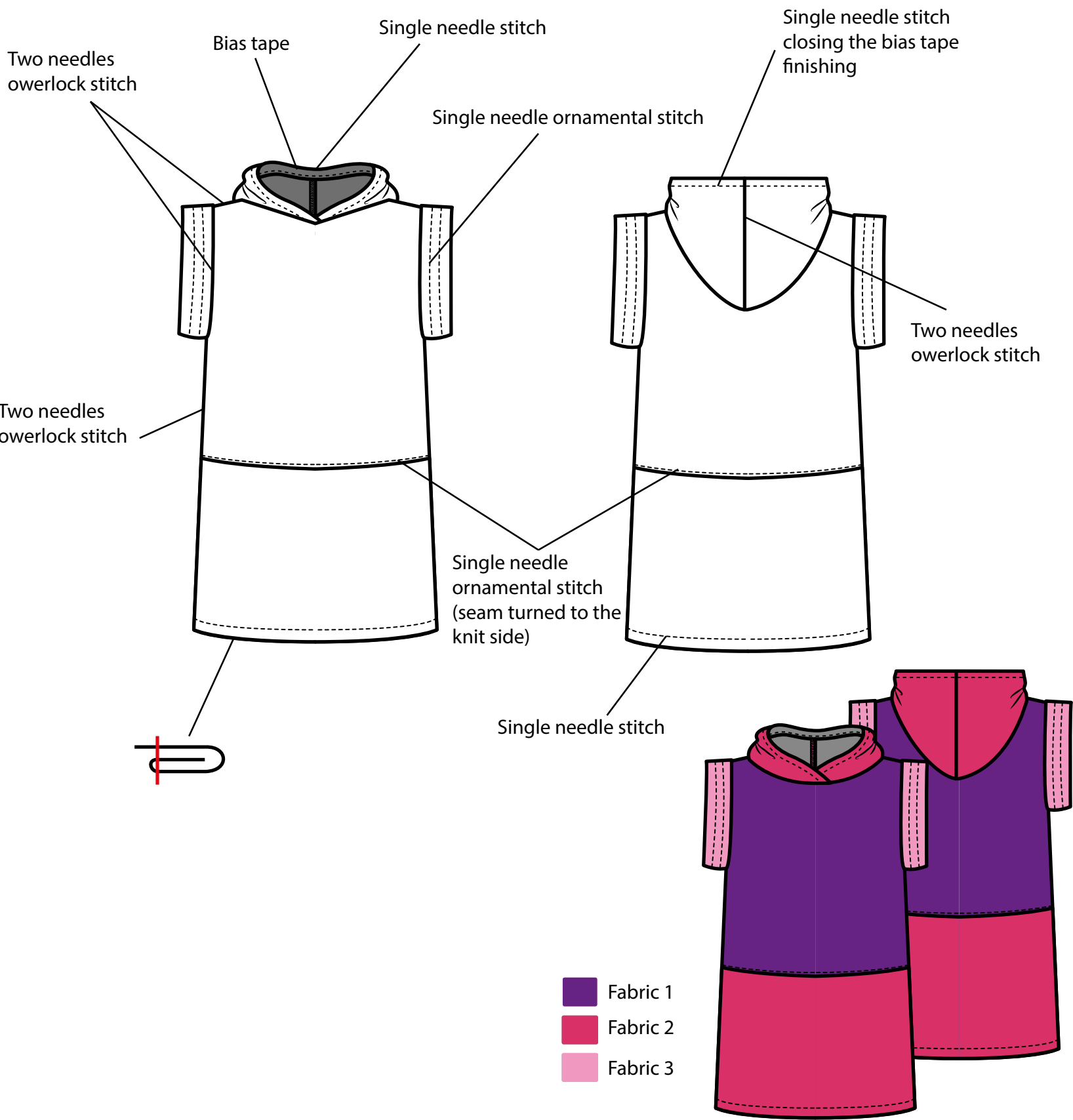
Fabric 2



DESCRIPTION AND COMMENTS			
<p><b>Style description:</b> Shorts with side scales detail</p> <p><b>Workmanship:</b></p> <ul style="list-style-type: none"><li>- Use two needles overlock stitch for closing seams.</li><li>- Sew garment matching base color.</li><li>- For plain stitch: make 5 stitches per 1 cm.</li><li>- Side seams must be turned back.</li><li>- Double check thread tension machinery, seams in elastic fabric have elasticity. The thread musn't break when stretching the seam.</li></ul> <p><b>Details:</b></p> <ul style="list-style-type: none"><li>- Scales are separate pieces overlapped one over the next one and sewn into a central piece with the same shape underneath.</li></ul>			
SMS COLOURWAY INFO			
PANTONE P 75 - 5 U 	PANTONE P 121 - 15U 		
Fabric 1	Fabric 2		
Knit	Faux Holographic PU		
Thread 1	Thread 2		
TRIMMINGS			
Elastic band	100% PES	4 cm	
FINISHING			
SMS LABELING INFO			
Tag with embroidery brand and a little size tag		<div></div> <div>9</div>	
Placed centered in the inner back neckline			



<b>STYLE REF.:</b> 00215	<b>SEASON:</b> SPRING/SUMMER '21	<b>SUPPLIER:</b> Inside Textile	
<b>GARMENT:</b> Hoodie	<b>LINE:</b> KIDS	<b>SAMPLING DETAILS DATE:</b> 25/02/2020	
<b>FABRIC:</b> Knit/Thin Net Mesh/Velvet	<b>ORDER COLOR:</b> PANTONE P 69 - 6 U 	<b>FITTING DETAILS DATE:</b>	
<b>COMPOSITION:</b> 70%FA-30%CO/100% PES/ 60%VI-40%PES	<b>ORIGINAL SAMPLE:</b>	<b>SMS FOB DATE:</b>	



DESCRIPTION AND COMMENTS

**Style description:**  
Hoodie with kimono sleeves





**Workmanship:**

- Use two needles overlock stitch for closing seams.
- Sew garment matching base color.
- For plain stitch: make 5 stitches per 1 cm.
- Side seams must be turned back.
- Double check thread tension machinery, seams in elastic fabric have elasticity. The thread musn't break when stretching the seam.

**Details:**

- As the hoodie is made from net mesh it must be finished with a bias tape on a matching colour.

SMS COLOURWAY INFO

PANTONE P 93 - 8 U 	PANTONE P 68 - 15 U 	PANTONE P 75 - 5 U 	PANTONE P 68 - 15U 
Fabric 1	Fabric 2	Fabric 3	Bias tape
Knit	Thin Net Mesh	Velvet	Knit
Thread 1	Thread 2	Thread 3	Thread 2

TRIMMINGS

Bias tape	100% PES	1 cm finished



FINISHING

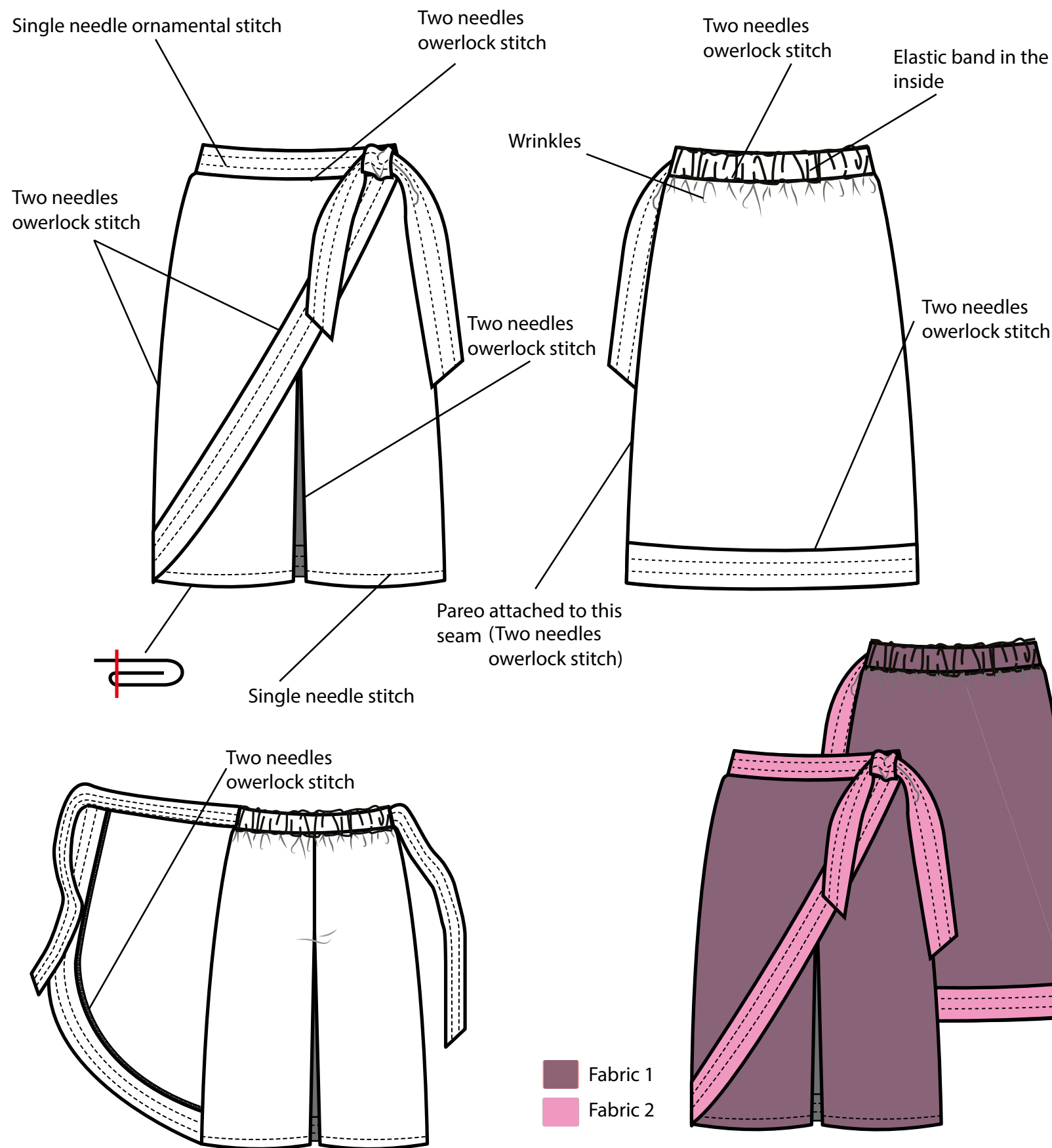
SMS LABELING INFO

Tag with embroidery brand and a little size tag

Placed centered in the inner back neckline



<b>STYLE REF.:</b> 00216	<b>SEASON:</b> SPRING/SUMMER '21	<b>SUPPLIER:</b> Inside Textile	
<b>GARMENT:</b> Pareo shorts	<b>LINE:</b> KIDS	<b>SAMPLING DETAILS DATE:</b> 25/02/2020	
<b>FABRIC:</b> Linen/Velvet	<b>ORDER COLOR:</b> PANTONE P 79-10 U 	<b>FITTING DETAILS DATE:</b>	
<b>COMPOSITION:</b> 100% LI/ 60% VI - 40% PES	<b>ORIGINAL SAMPLE:</b>	<b>SMS FOB DATE:</b>	



#### DESCRIPTION AND COMMENTS

##### Style description:

Surf shorts with kimono pareo



##### Workmanship:

- Use two needles overlock stitch for closing seams.
- Sew garment matching base color.
- For plain stitch: make 5 stitches per 1 cm.
- Side seams must be turned back.
- Double check thread tension machinery, seams in elastic band have elasticity. The thread musn't break when stretching the seam.

##### Details:

- The velvet belt is attached to the side seams and the pareo piece.

#### SMS COLOURWAY INFO

PANTONE P 79-10 U 	PANTONE P 75 - 5 U 		
Fabric 1	Fabric 2		
Linen	Velvet		
Thread 1	Thread 2		

#### TRIMMINGS

Elastic band	100% PES	4 cm

#### FINISHING



#### SMS LABELING INFO

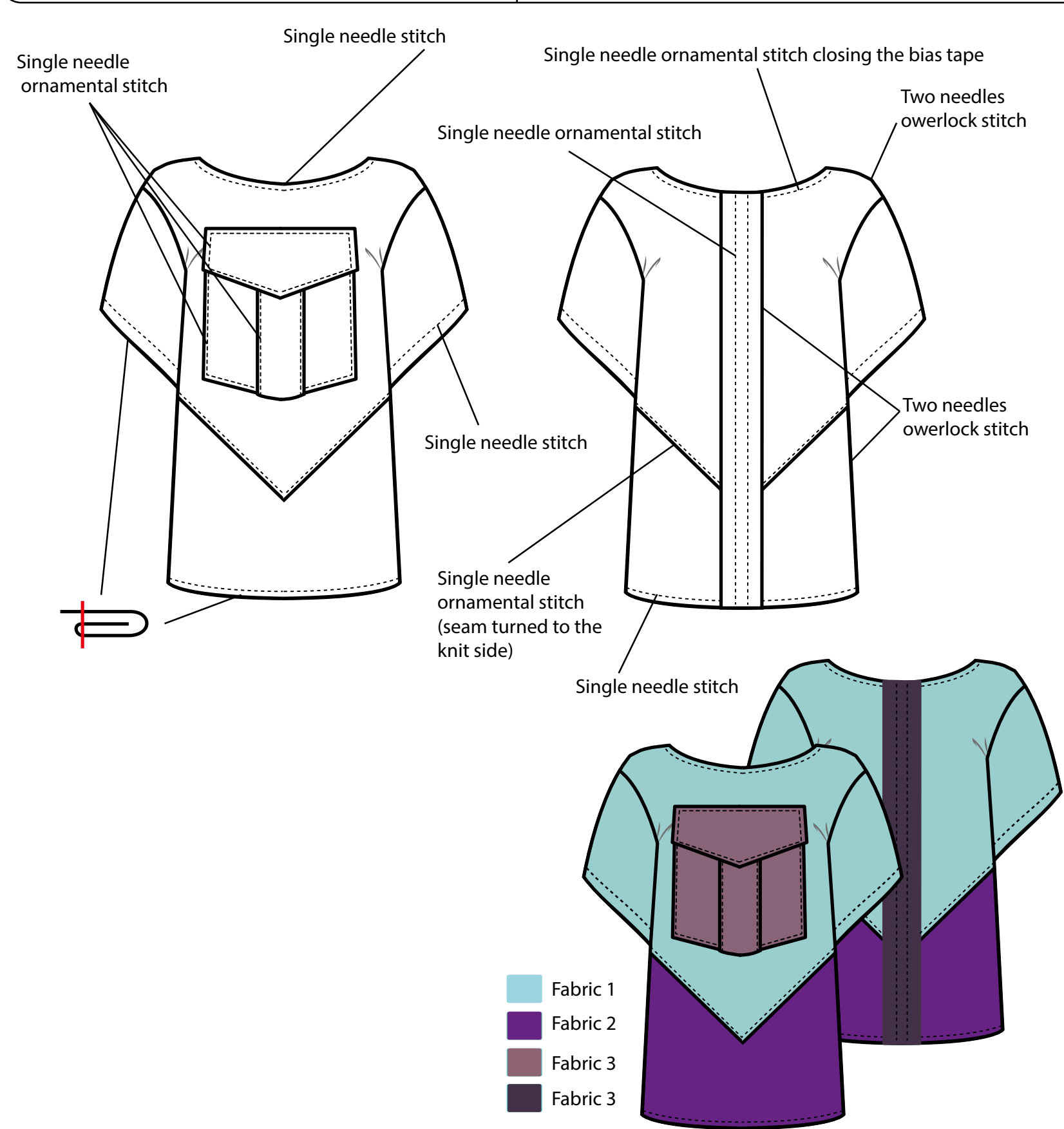
- Tag with embroidery brand and a little size tag
- Placed centered in the inner back neckline











9

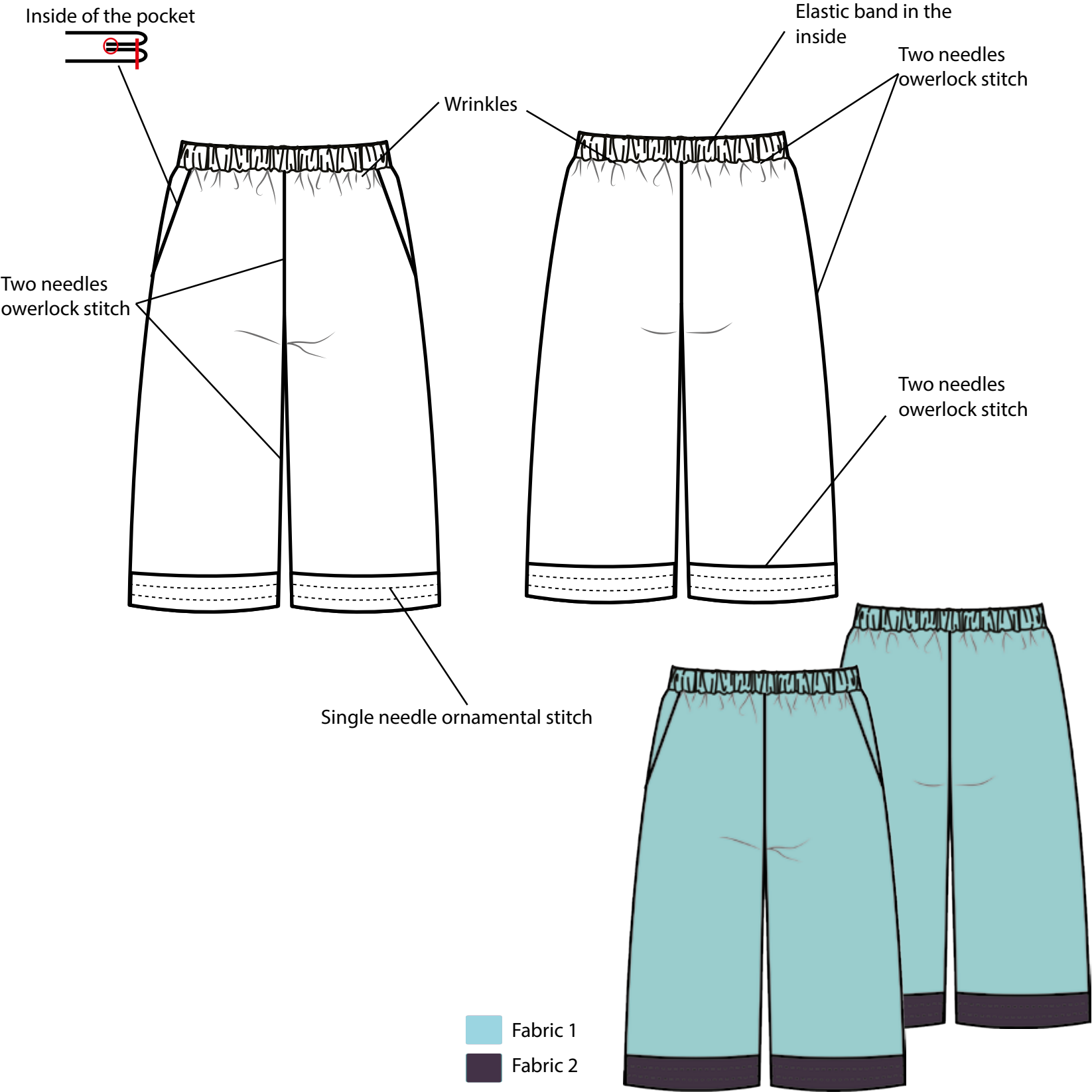





<b>STYLE REF.:</b> 00217	<b>SEASON:</b> SPRING/SUMMER '21	<b>SUPPLIER:</b> Inside Textile	
<b>GARMENT:</b> T-shirt	<b>LINE:</b> KIDS	<b>SAMPLING DETAILS DATE:</b> 25/02/2020	
<b>FABRIC:</b> Crepe/Thin Net Mesh/Linen	<b>ORDER COLOR:</b> PANTONE P 121 - 4 U 	<b>FITTING DETAILS DATE:</b>	
<b>COMPOSITION:</b> 100% PES/ 100% PES/ 100% LI	<b>ORIGINAL SAMPLE:</b>	<b>SMS FOB DATE:</b>	




DESCRIPTION AND COMMENTS			
<b>Style description:</b> Oversized T-shirt with frontal pocket			
<b>Workmanship:</b> <ul style="list-style-type: none"><li>- Use two needles overlock stitch for closing seams.</li><li>- Sew garment matching base color.</li><li>- For plain stitch: make 5 stitches per 1 cm.</li><li>- Side seams must be turned back.</li><li>- Double check thread tension machinery, seams in elastic fabric have elasticity. The thread musn't break when stretching the seam.</li></ul>			
SMS COLOURWAY INFO			
PANTONE P 121 - 4 U 	PANTONE P 93 - 8 U 	PANTONE P 79-10 U 	CF 10970 
Fabric 1/Bias tape	Fabric 2	Fabric 3	Fabric 4
Crepe	Thin Net Mesh	Linen	Velvet
Thread 1	Thread 2	Thread 3	Thread 4
TRIMMINGS		PANTONE P 79-10 U 	
Bias tape	100% PES	1 cm finished	
FINISHING			
SMS LABELING INFO			
Tag with embroidery brand and a little size tag			
Placed centered in the inner back neckline			
		9	

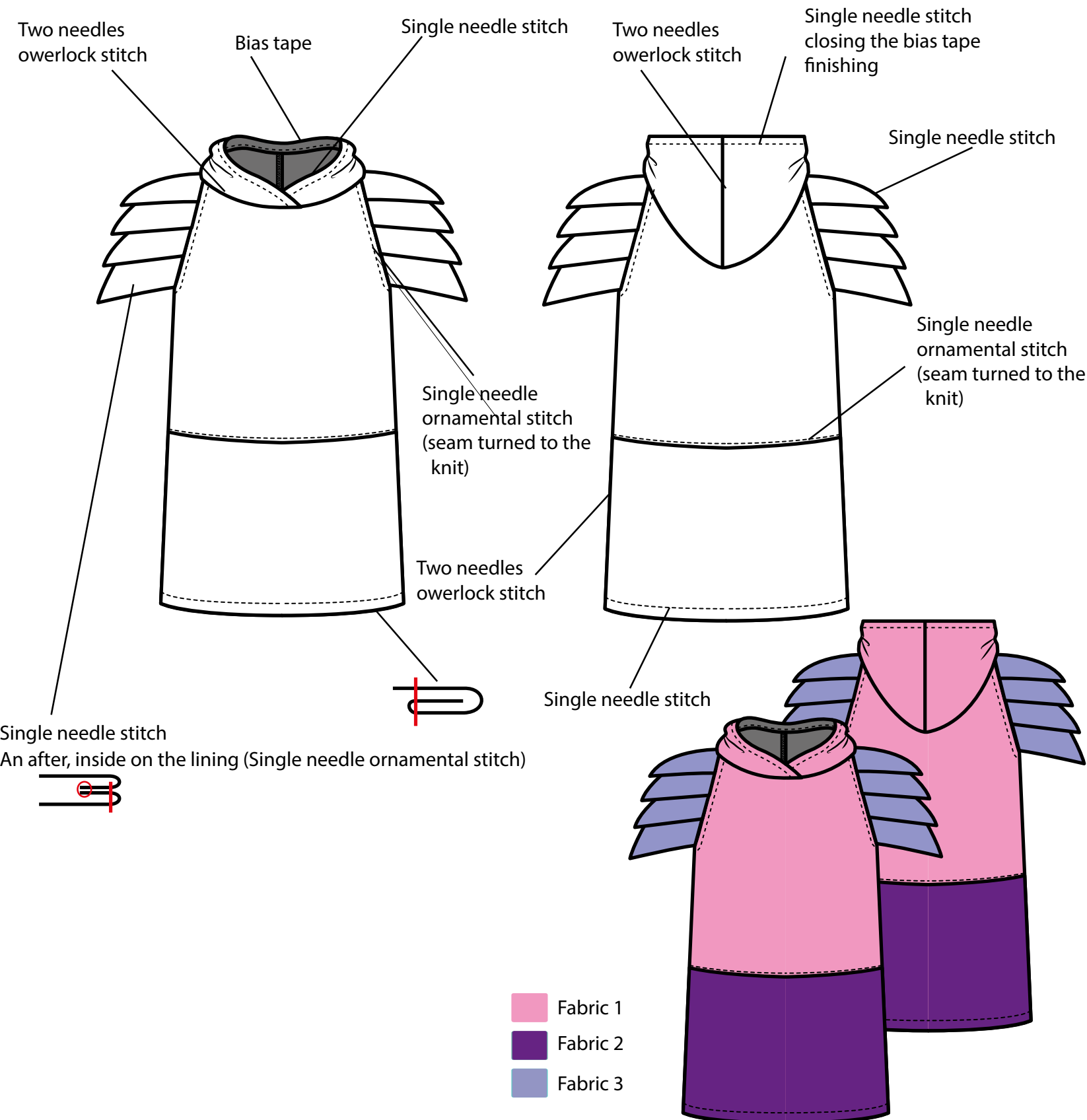
<b>STYLE REF.:</b> 00218	<b>SEASON:</b> SPRING/SUMMER '21	<b>SUPPLIER:</b> Inside Textile	
<b>GARMENT:</b> Shorts	<b>LINE:</b> KIDS	<b>SAMPLING DETAILS DATE:</b> 25/02/2020	
<b>FABRIC:</b> Crepe/Velvet	<b>ORDER COLOR:</b> PANTONE P 121 - 4 U 	<b>FITTING DETAILS DATE:</b>	
<b>COMPOSITION:</b> 100% PES/ 60% VI - 40% PES	<b>ORIGINAL SAMPLE:</b>	<b>SMS FOB DATE:</b>	



DESCRIPTION AND COMMENTS			
<p><b>Style description:</b> Surf shorts with velvet kimono detail</p> <p><b>Workmanship:</b></p> <ul style="list-style-type: none"><li>- Use two needles overlock stitch for closing seams.</li><li>- Sew garment matching base color.</li><li>- For plain stitch: make 5 stitches per 1 cm.</li><li>- Side seams must be turned back.</li><li>- Double check thread tension machinery, seams in elastic band have elasticity. The thread musn't break when stretching the seam.</li></ul>			
<b>SMS COLOURWAY INFO</b>			
PANTONE P 121 - 4 U 	CF 10970 		
Fabric 1/Bias tape	Fabric 2		
Crepe	Velvet		
Thread 1	Thread 2		
<b>TRIMMINGS</b>			
Elastic band	100% PES	4 cm	
<b>FINISHING</b>			
<b>SMS LABELING INFO</b>			
Tag with embroidery brand and a little size tag			
Placed centered in the inner back neckline			
		9	



STYLE REF.: 00219	SEASON: SPRING/SUMMER '21	SUPPLIER: Inside Textile	VourdalaK
GARMENT: Hoodie	LINE: KIDS	SAMPLING DETAILS DATE: 25/02/2020	
FABRIC: Knit/Thick Net Mesh/Faux Leather	ORDER COLOR: PANTONE P 80-12 U2 	FITTING DETAILS DATE:	
COMPOSITION: 70% FA- 30% CO/ 100% PES/ 100% PU	ORIGINAL SAMPLE:	SMS FOB DATE:	



#### DESCRIPTION AND COMMENTS

##### Style description:

Hoodie with pointy scales sleeves





##### Workmanship:

- Use two needles overlock stitch for closing seams.
- Sew garment matching base color.
- For plain stitch: make 5 stitches per 1 cm.
- Side seams must be turned back.
- Double check thread tension machinery, seams in elastic fabric have elasticity. The thread musn't break when stretching the seam.

##### Details:

- Sleeves are separate pieces in form of scales, lined and attached to the bodice one over the next one overlapped to each other.

#### SMS COLOURWAY INFO

PANTONE P 75- 5 U 	PANTONE P 93 - 8 U 	PANTONE P 102 - 11U 	PANTONE P 102 - 11U 
Fabric 1/Bias tape	Fabric 2	Fabric 3	Lining
Knit	Thick Net Mesh	Faux Holographic PU	Lining
Thread 1	Thread 2	Thread 3	Thread 3

#### TRIMMINGS

Bias tape	100% PES	1 cm finished



#### FINISHING

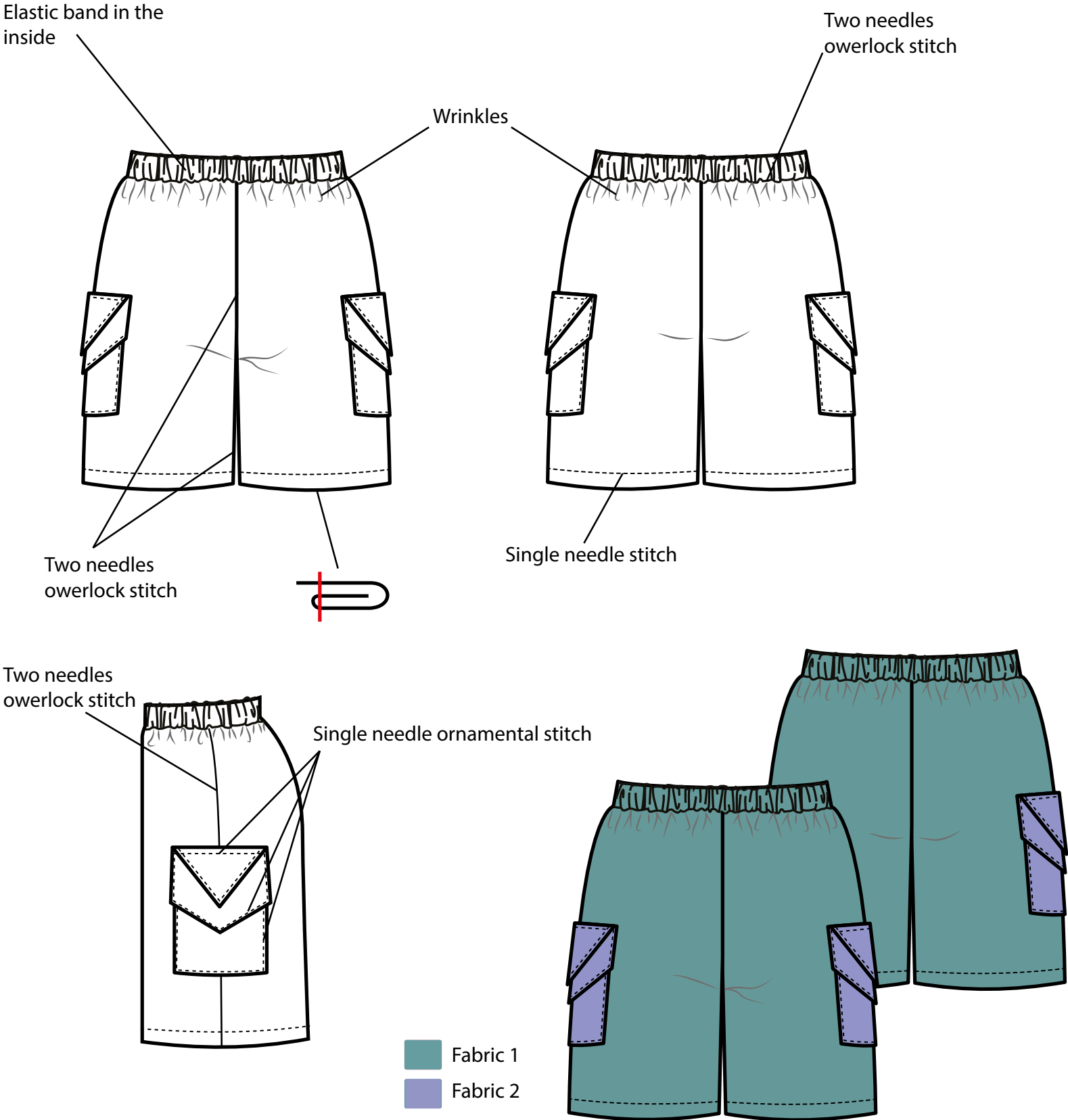
#### SMS LABELING INFO




- Tag with embroidery brand and a little size tag
- Placed centered in the inner back neckline



9

<b>STYLE REF.:</b> 00220	<b>SEASON:</b> SPRING/SUMMER '21	<b>SUPPLIER:</b> Inside Textile	
<b>GARMENT:</b> Cargo shorts	<b>LINE:</b> KIDS	<b>SAMPLING DETAILS DATE:</b> 25/02/2020	
<b>FABRIC:</b> Linen/Faux Leather	<b>ORDER COLOR:</b> PANTONE P 126 - 13 U 	<b>FITTING DETAILS DATE:</b>	
<b>COMPOSITION:</b> 100% LI/ 100% PU	<b>ORIGINAL SAMPLE:</b>	<b>SMS FOB DATE:</b>	



DESCRIPTION AND COMMENTS			
<b>Style description:</b> Short cargo pants with scale shaped side pockets <b>Workmanship:</b> <ul style="list-style-type: none"> <li>- Use two needles overlock stitch for closing seams.</li> <li>- Sew garment matching base color.</li> <li>- For plain stitch: make 5 stitches per 1 cm.</li> <li>- Side seams must be turned back.</li> <li>- Double check thread tension machinery, seams in elastic band have elasticity. The thread musn't break when stretching the seam.</li> </ul>			
SMS COLOURWAY INFO			
PANTONE P 126 - 13 U 	PANTONE P 102 - 11U 		
Fabric 1	Fabric 2		
Linen	Faux Holographic PU		
Thread 1	Thread 2		
TRIMMINGS			
Elastic band	100% PES	4 cm	
FINISHING			
SMS LABELING INFO			
Tag with embroidery brand and a little size tag Placed centered in the inner back neckline			
			
			9



