

FURNITURE DESIGN II

KANDA PARDOMUAN

PROJECT 1 - WALKING CLOSET DESIGN [MODERN CONCEPT]

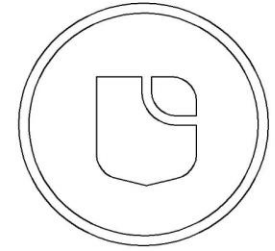
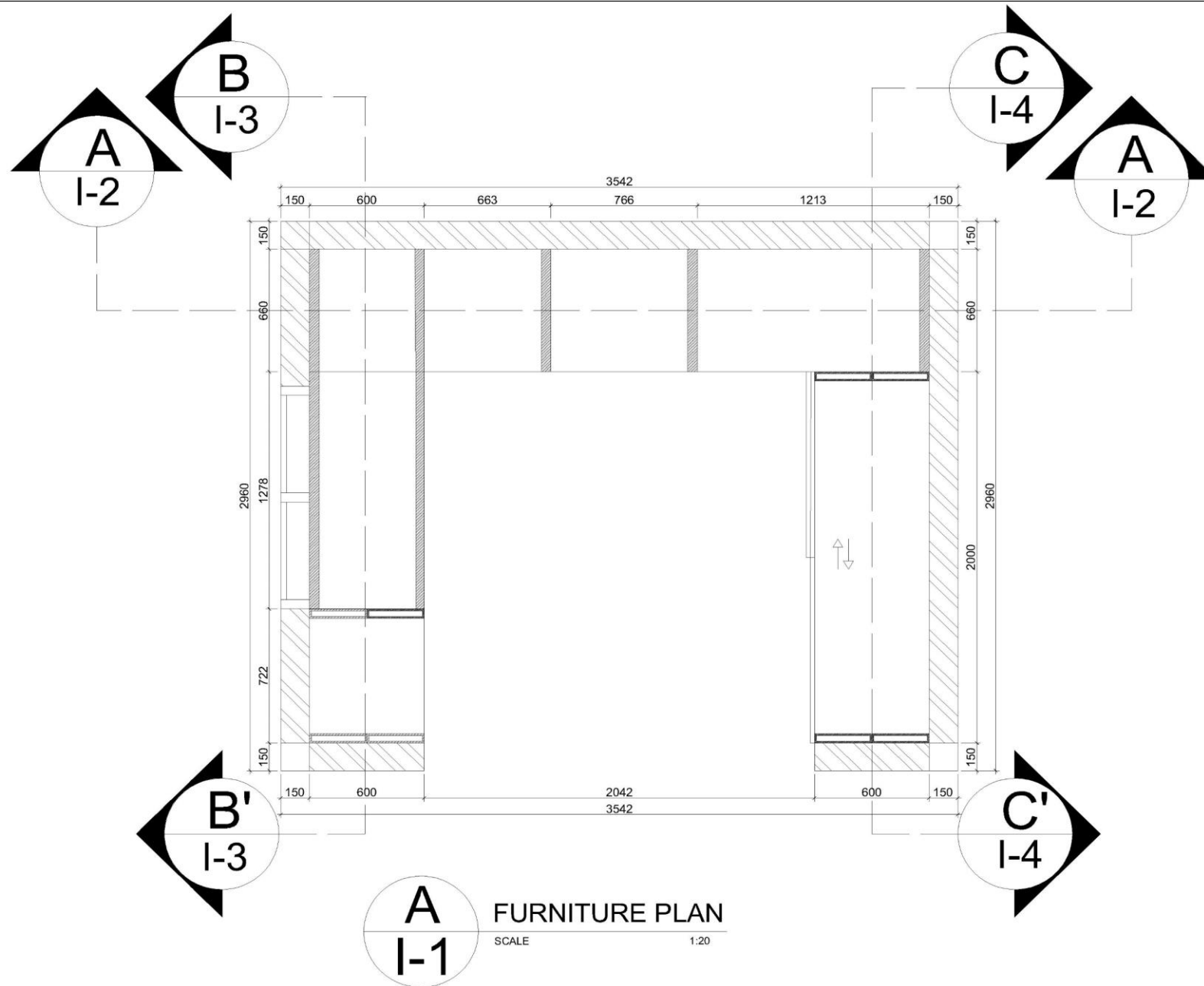
RESEARCH

| NO. | ITEM | DIMENSION (CM) | | |
|-----|----------|----------------|----|-----|
| | | D | W | H |
| 1 | SUIT | | 47 | 75 |
| 2 | TROUSERS | | 89 | 108 |
| 3 | SHIRT | | 51 | 74 |

| | | | | | |
|---|-------------------|--|----|----|----|
| 4 | T-SHIRT |  | | 51 | 74 |
| 5 | SHORTS |  | | | |
| 6 | STACKS OF CLOTHES |  | 40 | 30 | 25 |

| | | | | | |
|---|-----------|---|----|----|----|
| 7 | SHOES |  | | 55 | 27 |
| 8 | TOWELS |  | 40 | 25 | 30 |
| 9 | BED COVER |  | 40 | 25 | 30 |

| | | | | | |
|----|----------------|--|----|----|----|
| 10 | BAGS |  | | 28 | 48 |
| 11 | SAFETY DEPOSIT |  | 20 | 30 | 20 |
| 12 | SOCKS |  | | 51 | 20 |



PROJECT:

WALKING CLOSET

NAME

KANDA PARDOMUAN

TEACHER

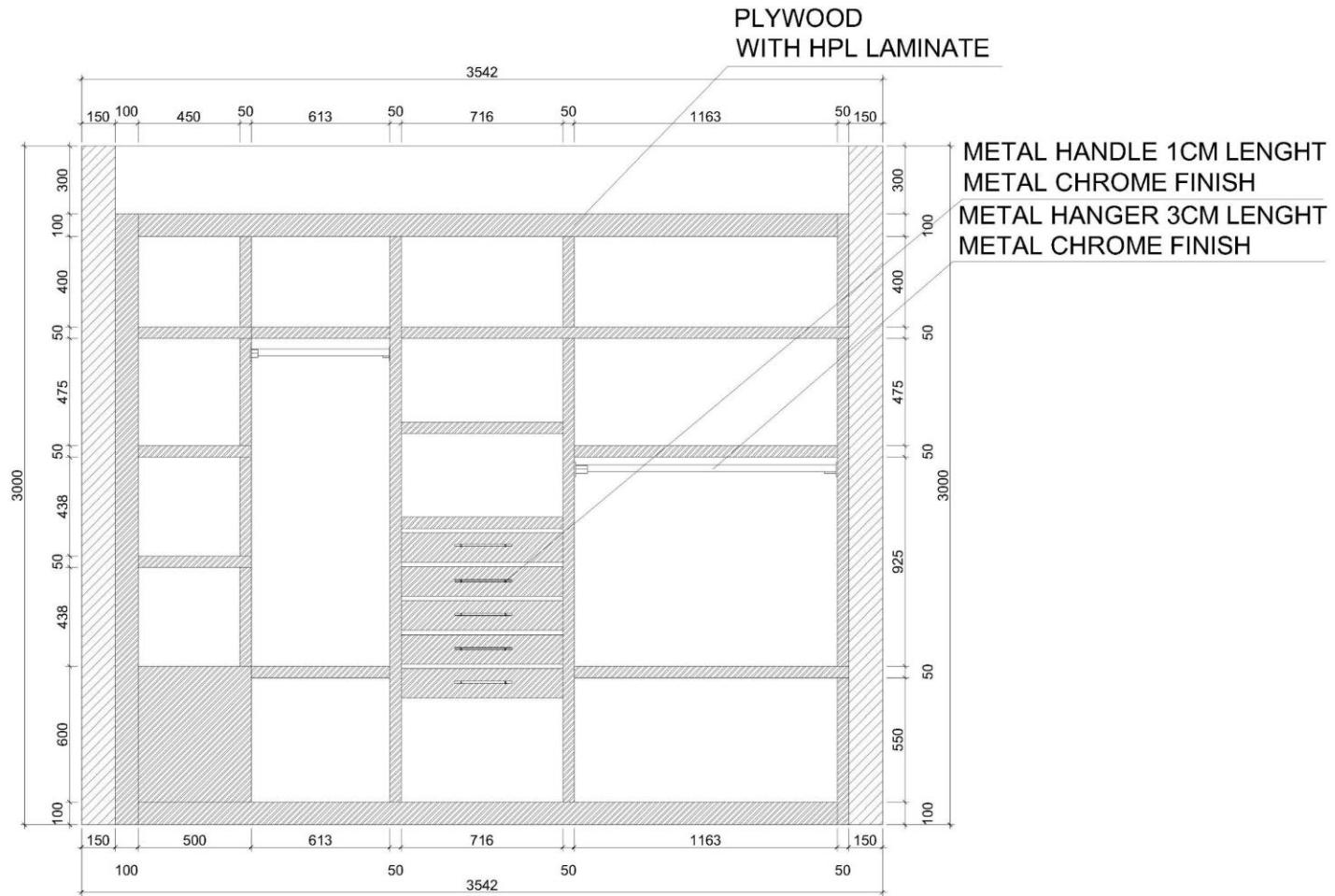
ANITA DIAN EKAWATI

DATE:

22 JUNE 2018

PAGE NO:

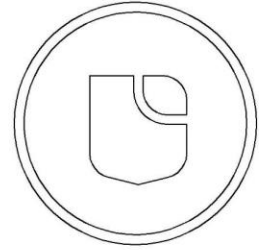
I-1



A
I-2

SECTION A-A'

SCALE 1:20



PROJECT:

WALKING CLOSET

NAME

KANDA PARDOMUAN

TEACHER

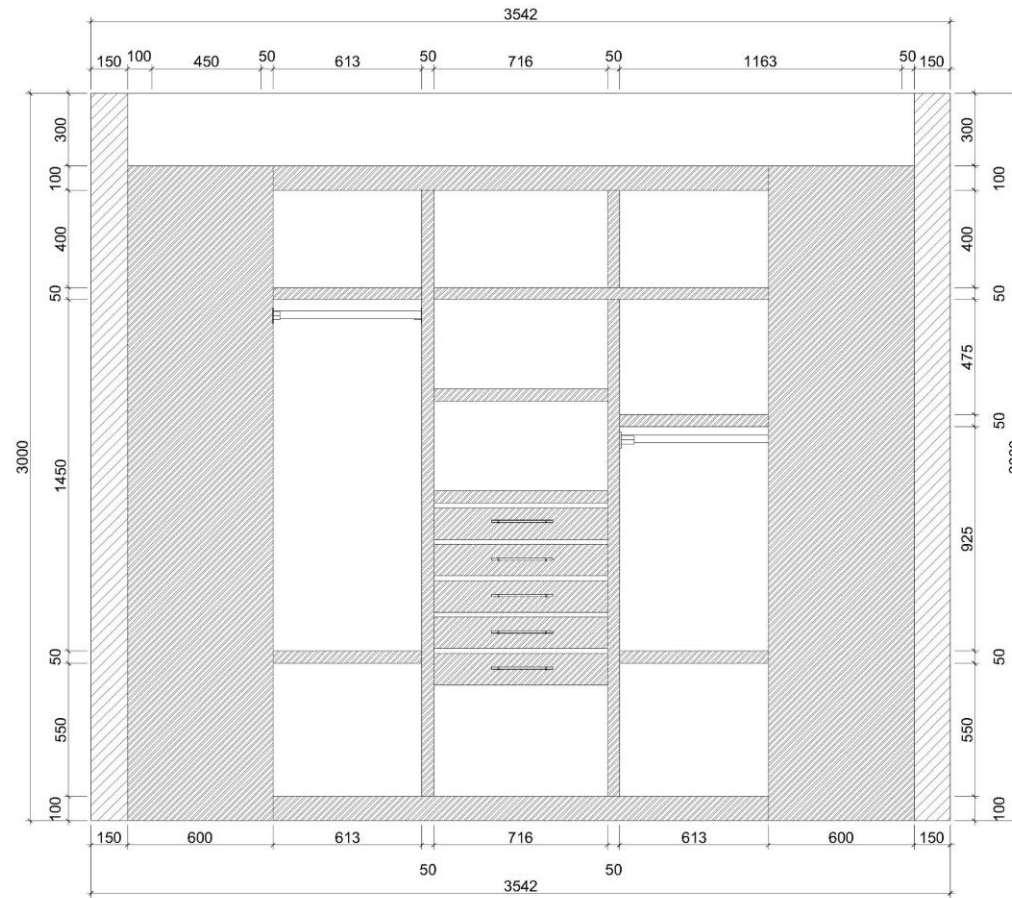
ANITA DIAN EKAWATI

DATE:

22 JUNE 2018

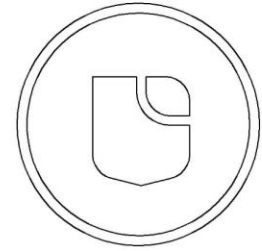
PAGE NO:

I-2



ELEVATION A-A'

SCALE 1:20



PROJECT:

WALKING CLOSET

NAME

KANDA PARDOMUAN

TEACHER

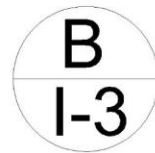
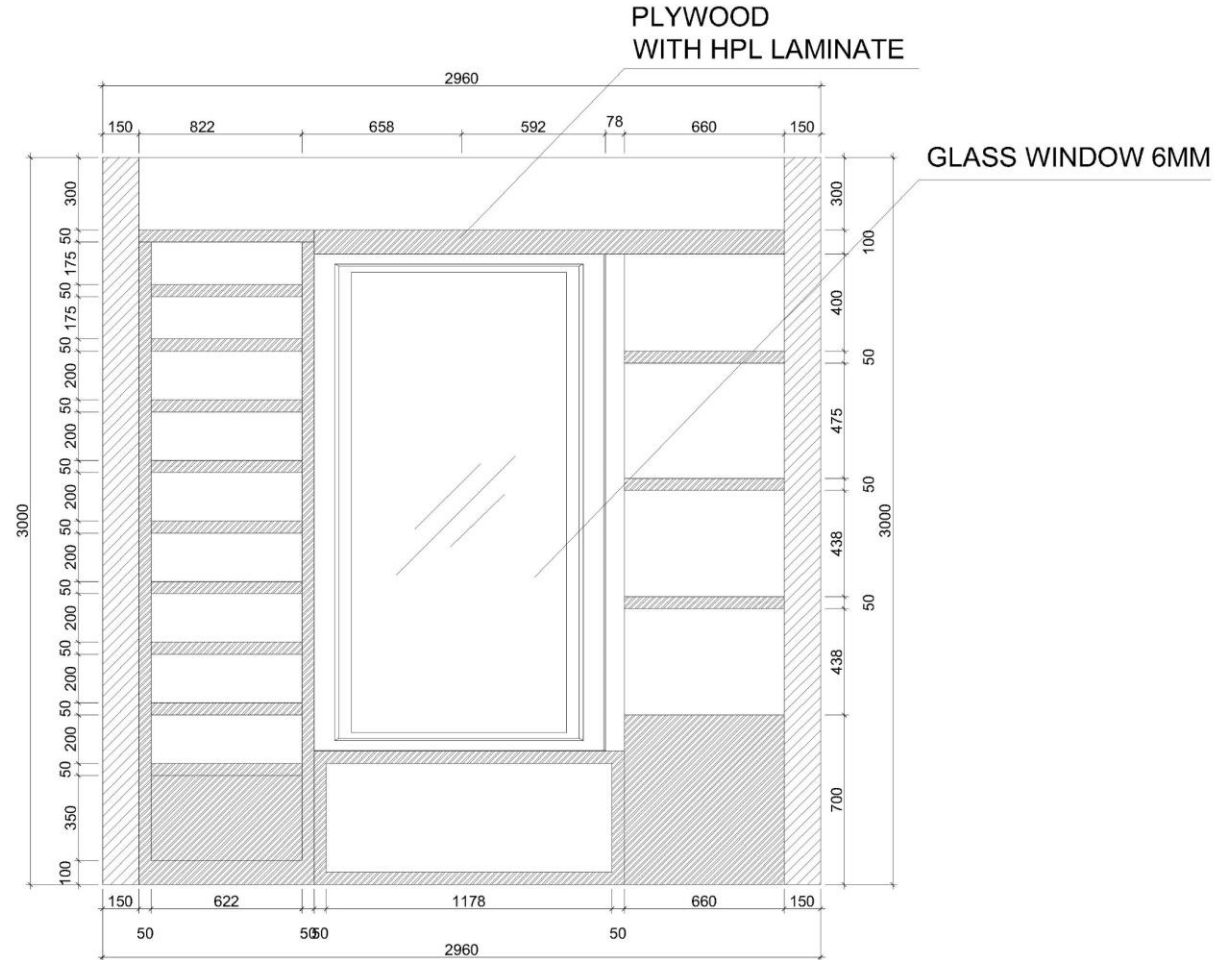
ANITA DIAN EKAWATI

DATE:

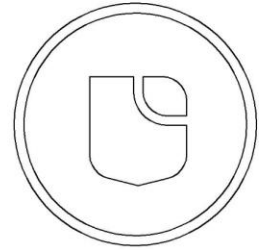
22 JUNE 2018

PAGE NO:

I-2



SECTION B-B'
SCALE 1:20



PROJECT:

WALKING CLOSET

NAME

KANDA PARDOMUAN

TEACHER

ANITA DIAN EKAWATI

DATE:

22 JUNE 2018

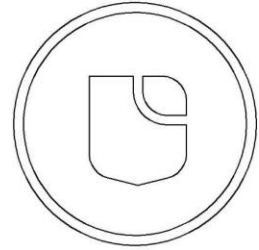
PAGE NO:

I-3



ELEVATION B-B'

SCALE 1:20



PROJECT:

WALKING CLOSET

NAME

KANDA PARDOMUAN

TEACHER

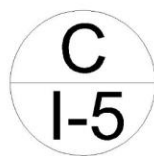
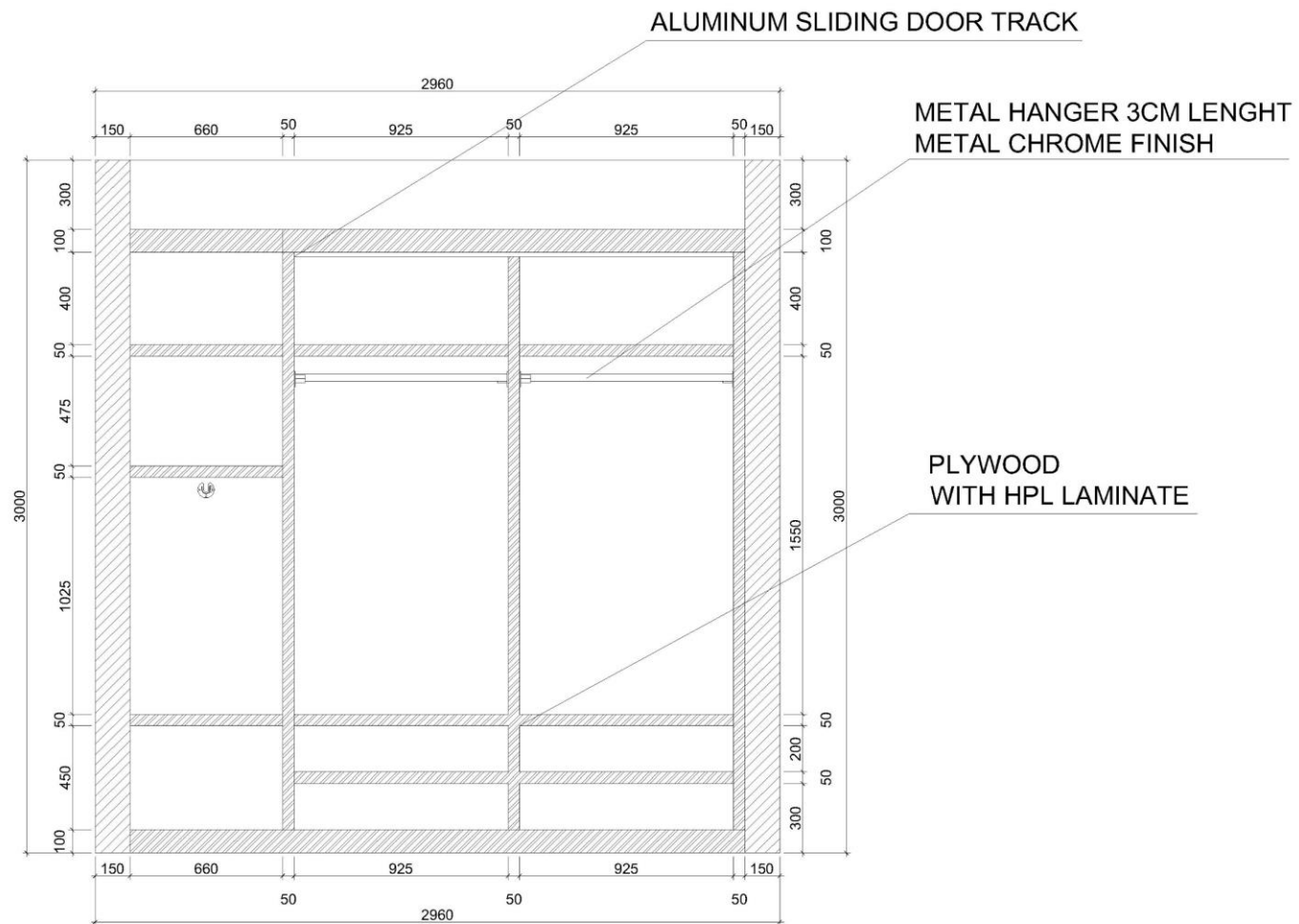
ANITA DIAN EKAWATI

DATE:

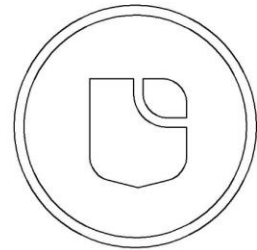
22 JUNE 2018

PAGE NO:

I-4



SECTION C-C'
SCALE 1:20



PROJECT:

WALKING CLOSET

NAME

KANDA PARDOMUAN

TEACHER

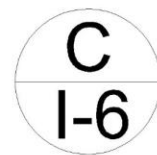
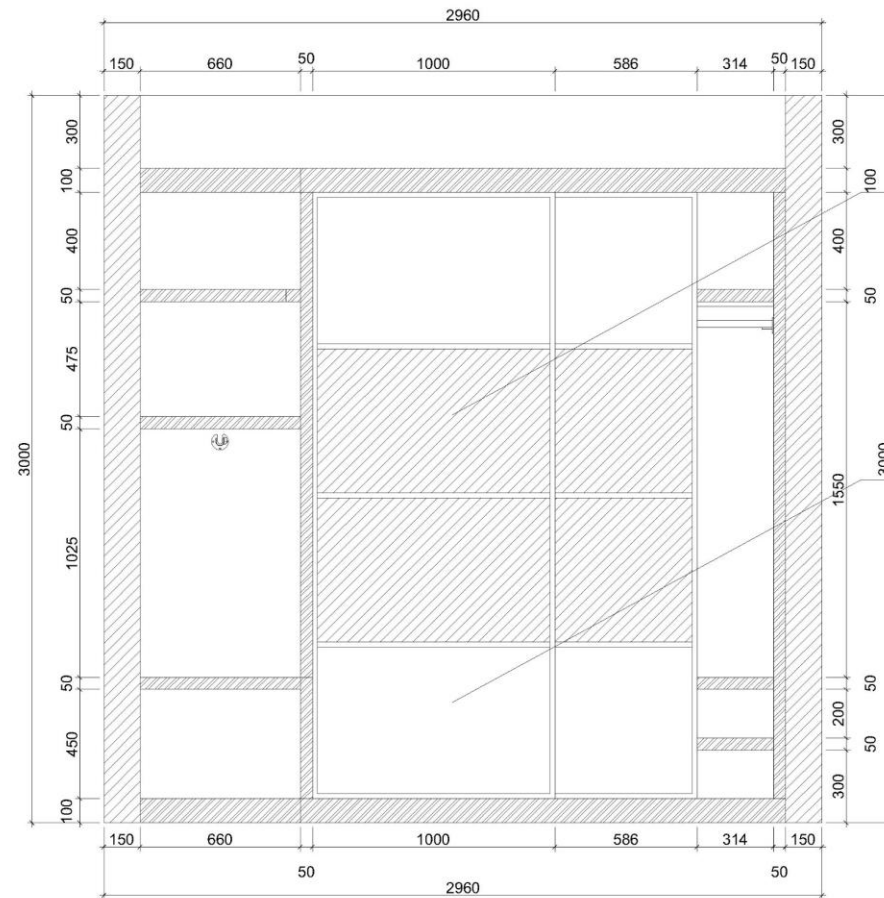
ANITA DIAN EKAWATI

DATE:

22 JUNE 2018

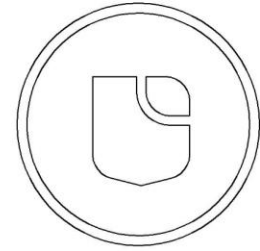
PAGE NO:

I-5



ELEVATION B-B'

SCALE 1:20



PROJECT:

WALKING CLOSET

NAME

KANDA PARDOMUAN

TEACHER

ANITA DIAN EKAWATI

DATE:

22 JUNE 2018

PAGE NO:

I-6

PERSPECTIVES







PROJECT 2 - KITCHEN CABINET DESIGN [CONTEMPORARY CONCEPT]


RESEARCH



| NO. | ITEM | DIMENSION (CM) | | |
|-----|----------------------|----------------|----|-----|
| | | D | W | H |
| 1 | REFRIDGERATOR 1 DOOR | 68 | 70 | 180 |
| 2 | REFRIDGERATOR 2 DOOR | 68 | 92 | 180 |

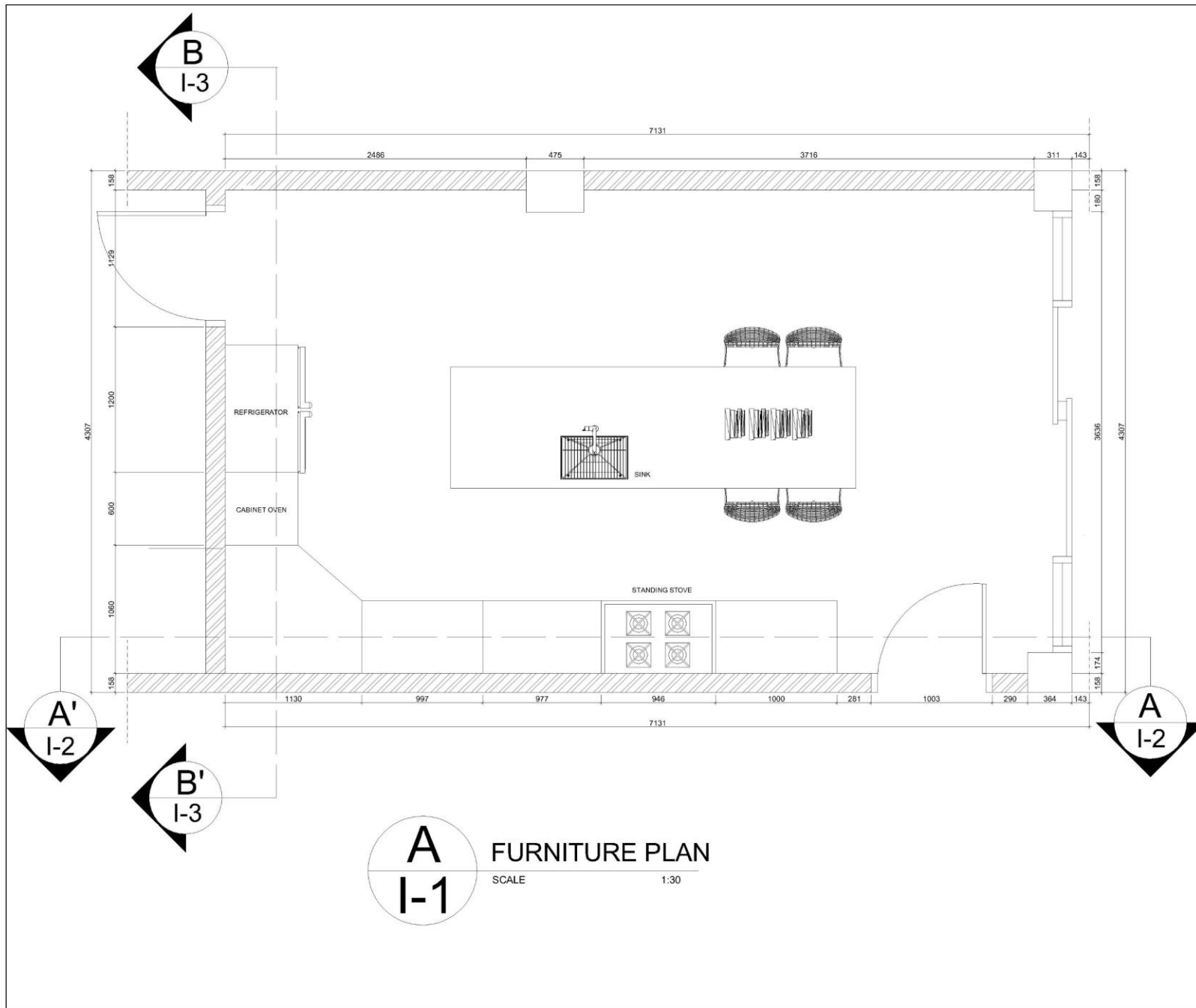
| | | | | | |
|---|----------------|---|----|----|----|
| 4 | MICROWAVE |  | 39 | 47 | 29 |
| 5 | STANDING STOVE |  | 60 | 90 | 90 |
| 6 | ELECTRIC STOVE |  | 36 | 67 | |

| | | | | | |
|---|-----------------|--|----|----|-----|
| 7 | WATER DISPENSER |  | 30 | 35 | 100 |
| 8 | COOKER HOOD |  | 50 | 90 | 90 |
| 9 | OVEN |  | 62 | 60 | 60 |

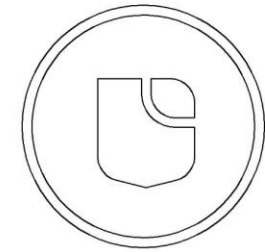
| | | | | | |
|----|-------|---|----------------|----|----|
| 10 | SINK |  | 50 | 85 | 48 |
| 11 | PLATE |  | 30 IN DIAMETER | | |
| 12 | FRYER |  | 25 | 25 | 55 |

| | | | | | |
|---|-------------|--|-----|-----|-----|
| 7 | SAUCE PAN |  | 180 | 180 | 90 |
| 8 | SAUCE POT |  | 25 | 25 | 130 |
| 9 | CUTLERY SET |  | 15 | 25 | 8 |

| 7 |  | 8 | 7 | 10 | | | | | | | | | | | | | | | | | | | | | | | | | | | | | | | | | | | | | | | | | | | | | | | | | | | | | | | | | | | | | | | |
|---------|---|---|----|------------|------|----------|-----------------------------------|-----|-------------|-----------|-----|-------------|-----------|-----|-------------|-----------|-----|-------------|-----------|-----|-------------|-----------|-----|-------------|-----------|-----|-------------|-----------|-----|-------------|-----------|-----|-------------|-----------|-----|-------------|-----------|------|----------|--|--|------------|--|--|---------------------------|---|---|---|---|---|---|---------|-----|----|----|-----|-----|-----|-----------------------------------|---------|-----|----|----|-----|-----|-----|------------------------------|
| 8 |  | 21 | 15 | 14 | | | | | | | | | | | | | | | | | | | | | | | | | | | | | | | | | | | | | | | | | | | | | | | | | | | | | | | | | | | | | | | |
| 9 | <div>CAN FOOD</div>  | <div>TWO-PIECE CANS(ROUND)</div> <table><tr><th>Code</th><th>Size(mm)</th><th>Size(inch)</th></tr><tr><td>536</td><td>52.3 x 36mm</td><td>202 x 108</td></tr><tr><td>639</td><td>65.3 x 39mm</td><td>211 x 109</td></tr><tr><td>732</td><td>72.9 x 32mm</td><td>300 x 104</td></tr><tr><td>740</td><td>72.9 x 40mm</td><td>300 x 109</td></tr><tr><td>753</td><td>72.9 x 53mm</td><td>300 x 201</td></tr><tr><td>757</td><td>72.9 x 57mm</td><td>300 x 204</td></tr><tr><td>838</td><td>83.3 x 38mm</td><td>307 x 108</td></tr><tr><td>846</td><td>83.3 x 46mm</td><td>307 x 113</td></tr><tr><td>854</td><td>83.3 x 54mm</td><td>307 x 201</td></tr><tr><td>946</td><td>98.9 x 46mm</td><td>401 x 113</td></tr></table> <div>TWO-PIECE CANS(RECTANGLE)</div> <table><tr><th rowspan="2">Code</th><th colspan="3">Size(mm)</th><th colspan="3">Size(inch)</th><th rowspan="2">Parts of Suitable Product</th></tr><tr><th>L</th><th>W</th><th>H</th><th>L</th><th>W</th><th>H</th></tr><tr><td>311(28)</td><td>106</td><td>60</td><td>28</td><td>403</td><td>206</td><td>102</td><td>125g Canned Sardines in Oil, etc.</td></tr><tr><td>311(30)</td><td>106</td><td>60</td><td>30</td><td>403</td><td>206</td><td>103</td><td>Canned sardines in Oil, etc.</td></tr></table> | | | Code | Size(mm) | Size(inch) | 536 | 52.3 x 36mm | 202 x 108 | 639 | 65.3 x 39mm | 211 x 109 | 732 | 72.9 x 32mm | 300 x 104 | 740 | 72.9 x 40mm | 300 x 109 | 753 | 72.9 x 53mm | 300 x 201 | 757 | 72.9 x 57mm | 300 x 204 | 838 | 83.3 x 38mm | 307 x 108 | 846 | 83.3 x 46mm | 307 x 113 | 854 | 83.3 x 54mm | 307 x 201 | 946 | 98.9 x 46mm | 401 x 113 | Code | Size(mm) | | | Size(inch) | | | Parts of Suitable Product | L | W | H | L | W | H | 311(28) | 106 | 60 | 28 | 403 | 206 | 102 | 125g Canned Sardines in Oil, etc. | 311(30) | 106 | 60 | 30 | 403 | 206 | 103 | Canned sardines in Oil, etc. |
| Code | Size(mm) | Size(inch) | | | | | | | | | | | | | | | | | | | | | | | | | | | | | | | | | | | | | | | | | | | | | | | | | | | | | | | | | | | | | | | | | |
| 536 | 52.3 x 36mm | 202 x 108 | | | | | | | | | | | | | | | | | | | | | | | | | | | | | | | | | | | | | | | | | | | | | | | | | | | | | | | | | | | | | | | | | |
| 639 | 65.3 x 39mm | 211 x 109 | | | | | | | | | | | | | | | | | | | | | | | | | | | | | | | | | | | | | | | | | | | | | | | | | | | | | | | | | | | | | | | | | |
| 732 | 72.9 x 32mm | 300 x 104 | | | | | | | | | | | | | | | | | | | | | | | | | | | | | | | | | | | | | | | | | | | | | | | | | | | | | | | | | | | | | | | | | |
| 740 | 72.9 x 40mm | 300 x 109 | | | | | | | | | | | | | | | | | | | | | | | | | | | | | | | | | | | | | | | | | | | | | | | | | | | | | | | | | | | | | | | | | |
| 753 | 72.9 x 53mm | 300 x 201 | | | | | | | | | | | | | | | | | | | | | | | | | | | | | | | | | | | | | | | | | | | | | | | | | | | | | | | | | | | | | | | | | |
| 757 | 72.9 x 57mm | 300 x 204 | | | | | | | | | | | | | | | | | | | | | | | | | | | | | | | | | | | | | | | | | | | | | | | | | | | | | | | | | | | | | | | | | |
| 838 | 83.3 x 38mm | 307 x 108 | | | | | | | | | | | | | | | | | | | | | | | | | | | | | | | | | | | | | | | | | | | | | | | | | | | | | | | | | | | | | | | | | |
| 846 | 83.3 x 46mm | 307 x 113 | | | | | | | | | | | | | | | | | | | | | | | | | | | | | | | | | | | | | | | | | | | | | | | | | | | | | | | | | | | | | | | | | |
| 854 | 83.3 x 54mm | 307 x 201 | | | | | | | | | | | | | | | | | | | | | | | | | | | | | | | | | | | | | | | | | | | | | | | | | | | | | | | | | | | | | | | | | |
| 946 | 98.9 x 46mm | 401 x 113 | | | | | | | | | | | | | | | | | | | | | | | | | | | | | | | | | | | | | | | | | | | | | | | | | | | | | | | | | | | | | | | | | |
| Code | Size(mm) | | | Size(inch) | | | Parts of Suitable Product | | | | | | | | | | | | | | | | | | | | | | | | | | | | | | | | | | | | | | | | | | | | | | | | | | | | | | | | | | | | |
| | L | W | H | L | W | H | | | | | | | | | | | | | | | | | | | | | | | | | | | | | | | | | | | | | | | | | | | | | | | | | | | | | | | | | | | | | |
| 311(28) | 106 | 60 | 28 | 403 | 206 | 102 | 125g Canned Sardines in Oil, etc. | | | | | | | | | | | | | | | | | | | | | | | | | | | | | | | | | | | | | | | | | | | | | | | | | | | | | | | | | | | | |
| 311(30) | 106 | 60 | 30 | 403 | 206 | 103 | Canned sardines in Oil, etc. | | | | | | | | | | | | | | | | | | | | | | | | | | | | | | | | | | | | | | | | | | | | | | | | | | | | | | | | | | | | |



| | |
|----------|--------------------|
| | |
| PROJECT: | KITCHEN CABINET |
| NAME | KANDA PARDOMUAN |
| TEACHER | ANITA DIAN EKAWATI |
| DATE: | 23 JULY 2018 |
| PAGE NO: | I-1 |



PROJECT:

KITCHEN CABINET

NAME

KANDA PARDOMUAN

TEACHER

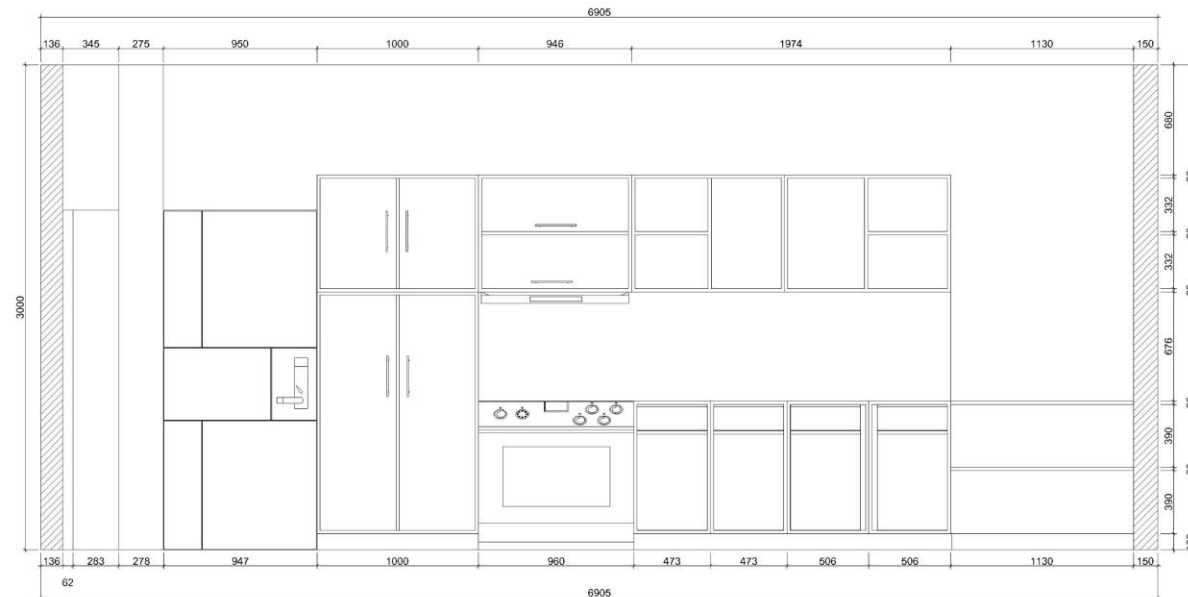
ANITA DIAN EKAWATI

DATE:

23 JULY 2018

PAGE NO:

I-2

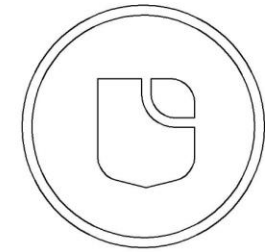


A
I-2

ELEVATION A-A'

SCALE

1:20



PROJECT:

KITCHEN CABINET

NAME

KANDA PARDOMUAN

TEACHER

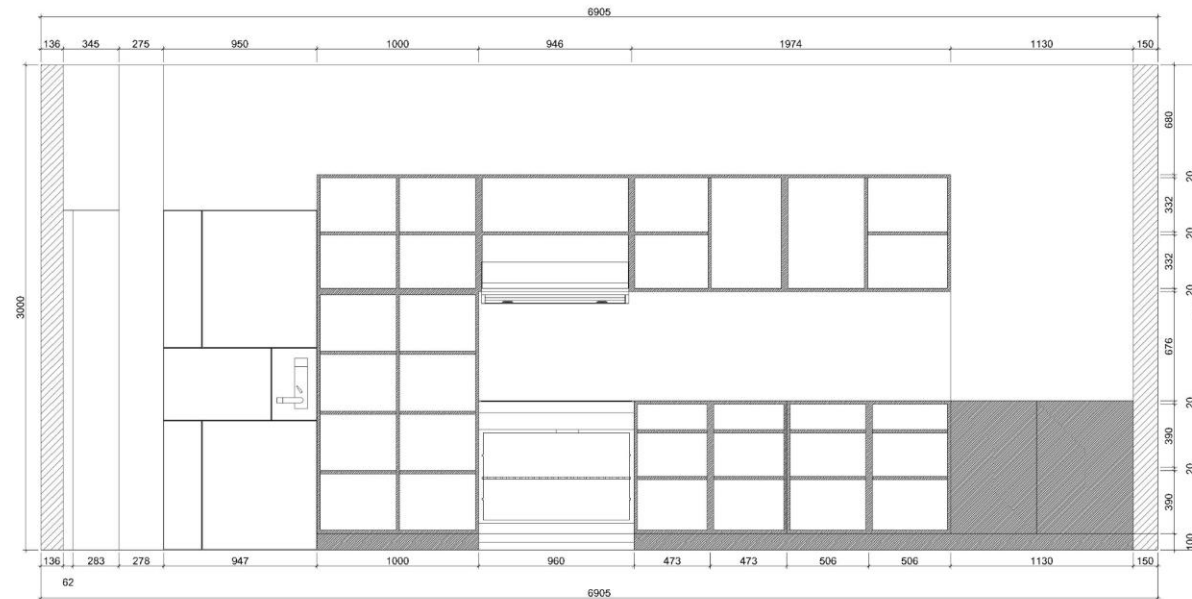
ANITA DIAN EKAWATI

DATE:

23 JULY 2018

PAGE NO:

I-3



A
I-3

SECTION A-A'

SCALE 1:30

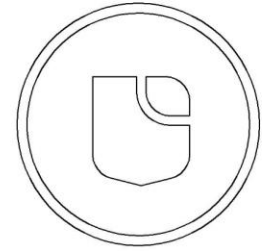


B
I-4

ELEVATION B-B'

SCALE

1:20



PROJECT:

KITCHEN CABINET

NAME

KANDA PARDOMUAN

TEACHER

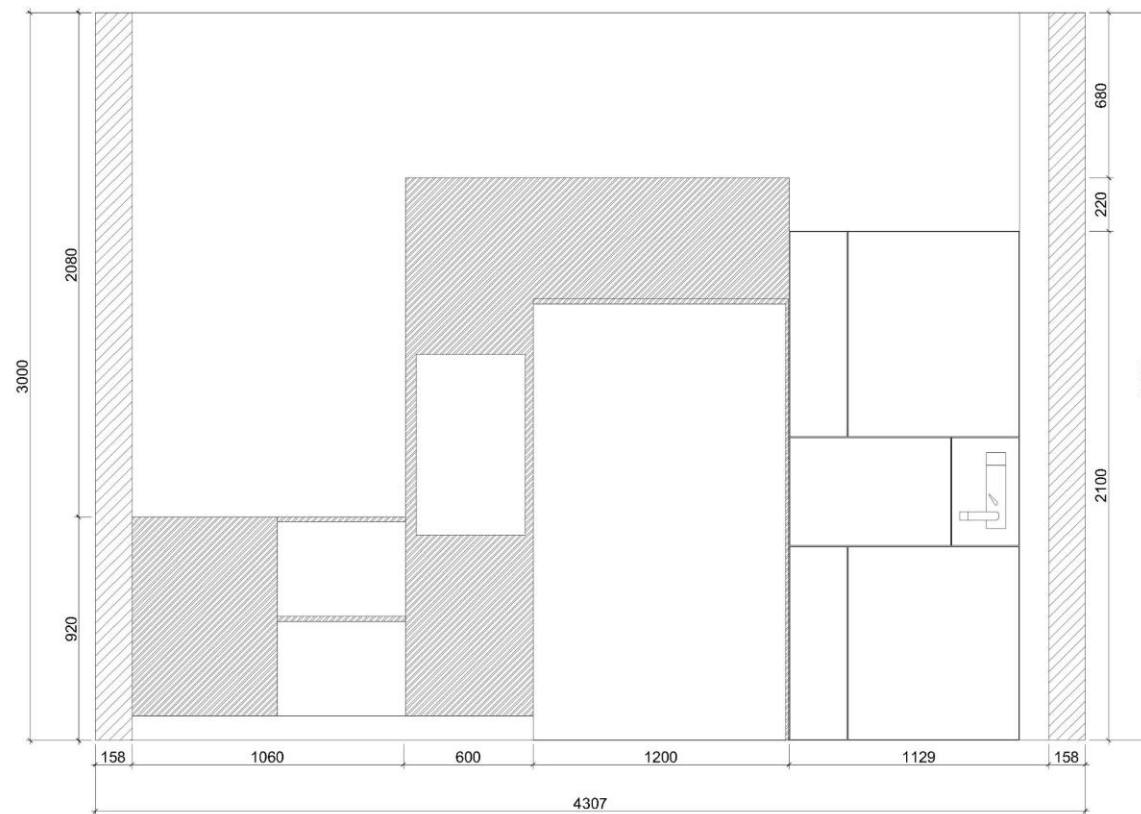
ANITA DIAN EKAWATI

DATE:

23 JULY 2018

PAGE NO:

I-4

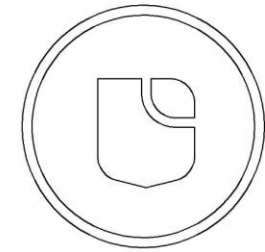


B
I-5

SECTION B-B'

SCALE

1:20



PROJECT:

KITCHEN CABINET

NAME

KANDA PARDOMUAN

TEACHER

ANITA DIAN EKAWATI

DATE:

23 JULY 2018

PAGE NO:

I-5

PERSPECTIVES







FINAL - ROOM DIVIDER

THREE SIXTY DIVIDER

Concept –

The concept and Inspiration of the Divider itself comes from one instrument used in one of my favourite sports a goal post from the game of Soccer/Football. Football itself a team sport played between two teams of eleven players with a spherical ball. It is played by 250 million players in over 200 countries and dependencies, making it the world's most popular sport. The game is played on a rectangular field with a goal at each end. The object of the game is to score by moving the ball beyond the goal line into the opposing goal. The Goal post in the game of soccer is the determination of the score in which each team obtains as the ball enters the goal post. The rattan wicker in this divider represents the net in the goal post as also the square shaped box in which items can be placed. The divider is divided into 3 modules in which each is connected and foldable within each other. The cabinet inside the module is able to turn around 360 degrees making a loop which symbolizes that in the game of soccer the ball can come and be shot from any angle and direction making the goalkeeper aware and sharpened all around making his surrounding still which is represented geometrically within this divider.

Material –

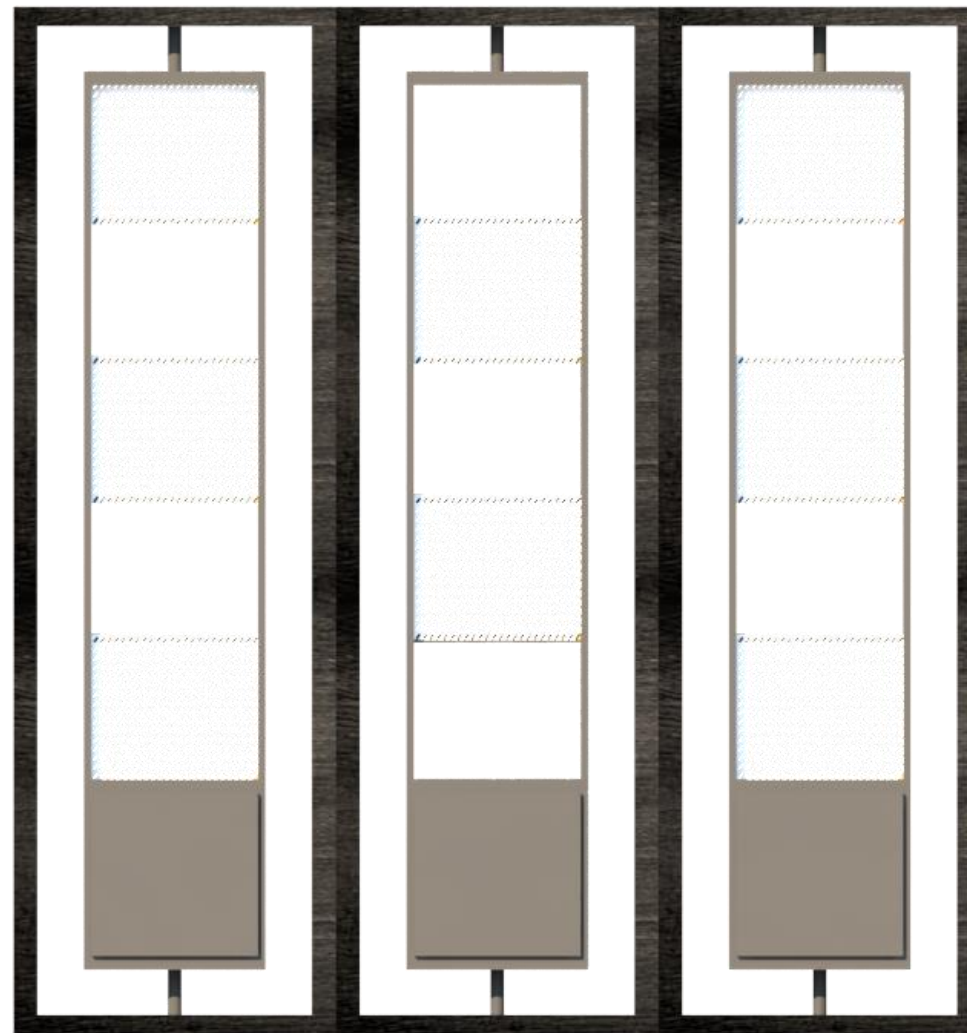
- **RATTAN WICKER 190mm X 220mm**
- **PLYWOOD**
- **DARK GREY DUCO FINISHING**

Mood board/Inspirations





AXONOMETRIC




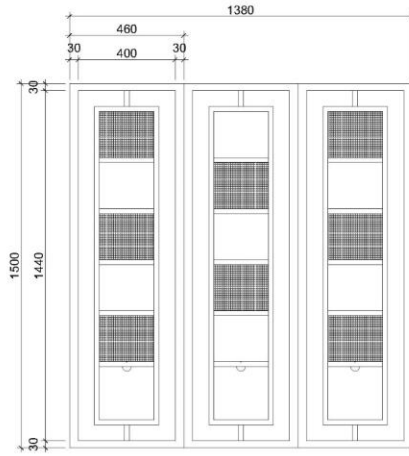
FRONT VIEW

EXPLODED VIEW



PROGRESS






A FRONT VIEW
A - 1 SCALE 1:20



A SIDE VIEW
A - 1 SCALE 1:20



PROJECT:

DIVIDER

NAME

KANDA PARDOMUAN

TEACHER


ANITA DIAN EKAWATI

DATE:

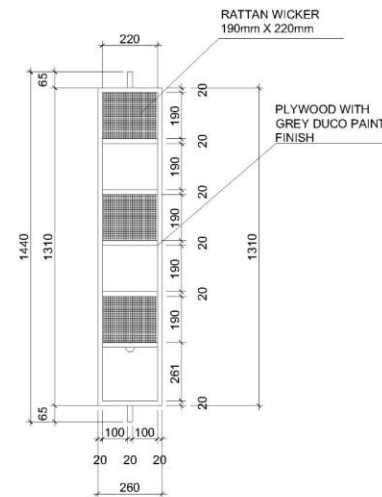
AUGUST 10 2018

PAGE NO:

I-1



A TOP VIEW
A - 1 SCALE 1:20



A DETAIL VIEW
A - 1 SCALE 1:20