

FASHION

Portfolio

ANGGITA PRAVITASARI



TABLE OF CONTENTS

Table Of Contents	1
About Me	2
Curriculum Vitae	3
Mimi Collection Rocaille de Rococo	4
Inspiration	5
Look 1	6
Look 2	10
Look 3	14
Look 4	18
Look 5	22
Project 1: Granometer	28
Inspiration	29
Look 1	30
Look 2	30
Look 3	31
Look 4	31
Look 5	32
Project 2: Bhurwang Kokoi	34
Inspiration	35
Look 1	37
Look 2	40
Look 3	40
Look 4	41
Look 5	41
Project 3: The Great Clock of Westminster	44
Inspiration	45
Look 1	48
Look 2	50
Look 3	51
Look 4	52
Look 5	53
Project 4: Eglise de roses	54
Inspiration	55
Look 1	58
Look 2	58
Look 3	59
Look 4	59
Look 5	60
Project 5: Khamsimasyat al-Andalus	62
Inspiration	63
Look 1	64
Look 2	65
Look 3	66
Look 4	67
Look 5	68

ABOUT ME

Personal Interest

I can describe myself as a motivated and reliable person, energetic, and able to take over responsibility. A young fashion designer with a deep interest in various arts and business, looking forward to new experiences and opportunities. At most, I am enthusiastic about innovation, building new ideas and concept. I am deeply interested in various fashion fields, as textile developments and handcrafting.

Personal Information

Name	Yolanda Anggita Pravitasari
Date of Birth	27 th June 1999
Contact Number	: 085-606-715-500
E-mail	yanggita27@gmail.com
State Of Residence	East Java
Address	Jalan Darmokali Tugu IV 23H Surabaya
Occupation	Student College
Skills	Photography, Give more intension to the detail
Interest & Hobbies	Painting & Design
Marital Status	: Single
Religion	Islam
Height	158 cm
Race	Asiaty
Blood Group	O



PERSONAL INFORMATION

ADDRESS

Jalan Darmokali Tugu IV No.23H
Wonokromo, Surabaya 60241

CONTACT

+62 85 606 715 500
yanggita27@gmail.com

PROFILE

I am very passionate towards my work which includes designing, pattern making, stitching, fashion illustrations, printing and surface development. I am a creative person with versatile skills. For best output, I am always ready to play with color and shapes. My main objective is to put my best effort and endeavor in the fashion industry.

SOFTWARE SKILLS

Microsoft Word Adobe Corel Draw
Adobe Photoshop Adobe Illustrator

PERSONALITY

Optimistic Communicative Innovative

YOLANDA ANGGITA PRAVITASARI

Fashion Designer

OBJECTIVE

I am seeking to secure of fun, exciting, and challenging fashion designer position that will allow me to best utilize my passion skills and expertise regarding fashion in the hopes of contributing greatly to today's ever-changing and always demanding fashion industry.

EDUCATION



LASALLE COLLEGE INTERNATIONAL, SURABAYA

Bachelor of Fashion Design
Expected September 2021

2015-2018 SENIOR HIGH SCHOOL I SUTOJAYAN

2012-2015 JUNIOR HIGH SCHOOL I SUTOJAYAN

EXPERIENCE

- Fitter for Fashion Show at Grand City and Pakuwon Mall
- Coloring Book Workshop in Lasalle
- Men's Fashion Wear
- Fashion Illustration Contest
- Dresser For LPM Mens Wear at JFW
- Had an apprentice in ByMichellepaug Surabaya

SKILLS

Good Eye for Detail Creative Pattern Maker
Technical Drawing Sewing Illustration



Rocaille de Rococo

SPRING/SUMMER 2021



Inspiration

I was inspired by Rococo paintings on the roof and walls of the building from the Ballroom ceiling of the Ca Rezzonico. In the Rococo style, walls, ceilings, and moldings were decorated with delicate interlacings of curves and countercurves based on the fundamental shapes of the 'C' and the 'S' as well as with shell forms and other natural shapes. Asymmetrical design was the rule. Light pastels, ivory white, and gold were the predominant colours, and Rococo decorators frequently used mirrors to enhance the sense of open space. Paintings are usually depicted on walls or roofs, and cement carvings were applied to large poles supporting the building. I put all the characters in my design.

Painting was an essential part of the Rococo movement in France, influenced all elements of design from interiors to tapestries to fashion. That's why my overall design is a painting on fabric.



The Fashion Campaign of Rocaille de Rococo

Look 1.

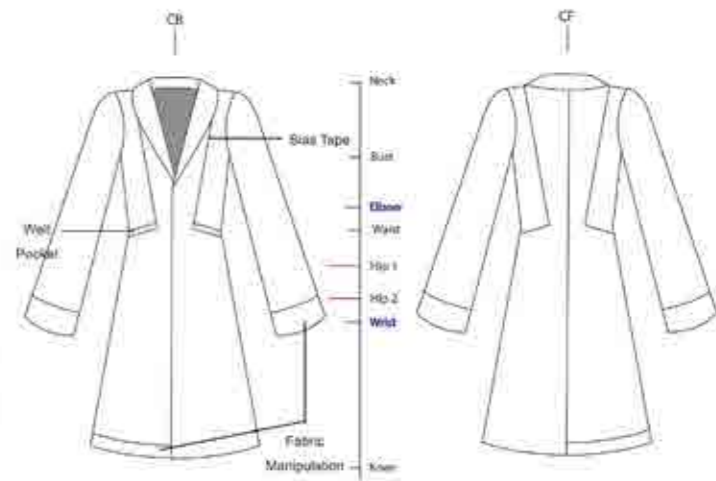




Technical Drawing



The painting on the roof of the Ballroom ceiling of the Ca Rezzonico building was inspired my design on the printed fabric.




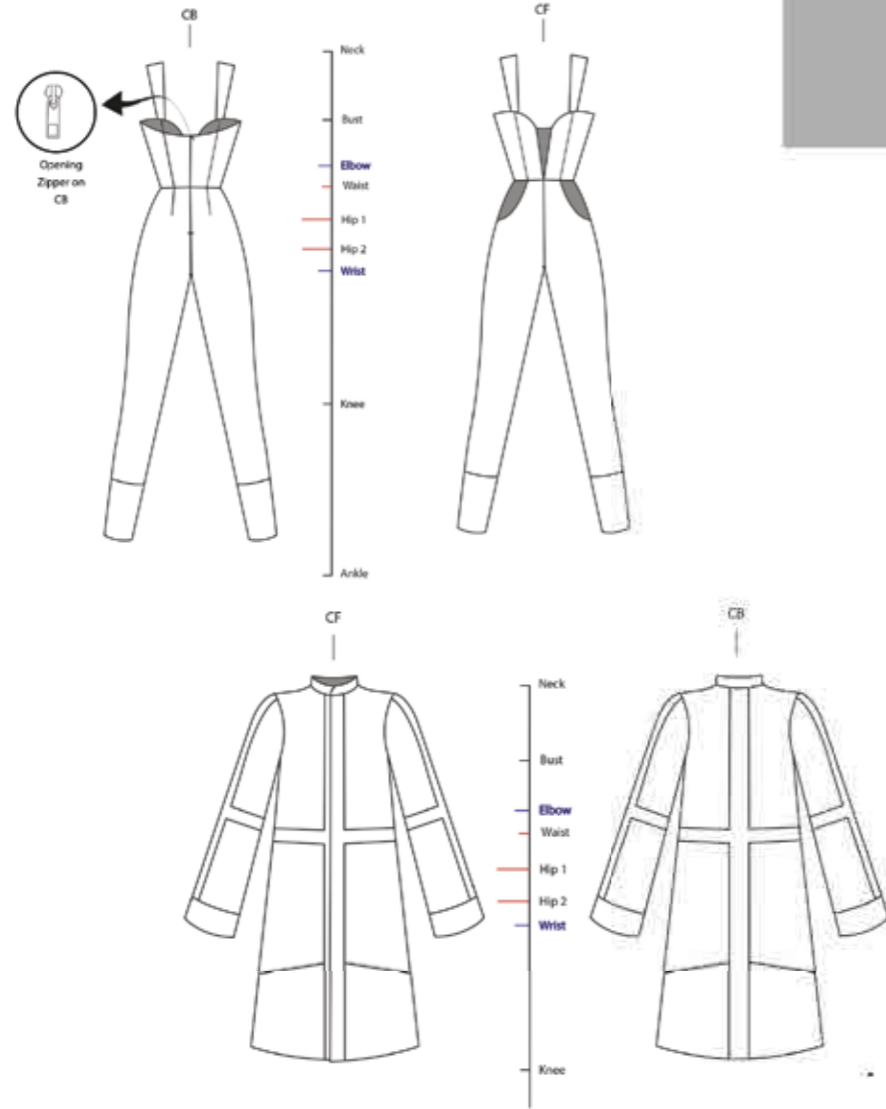



Look 2.



Technical Drawing

Fabric :





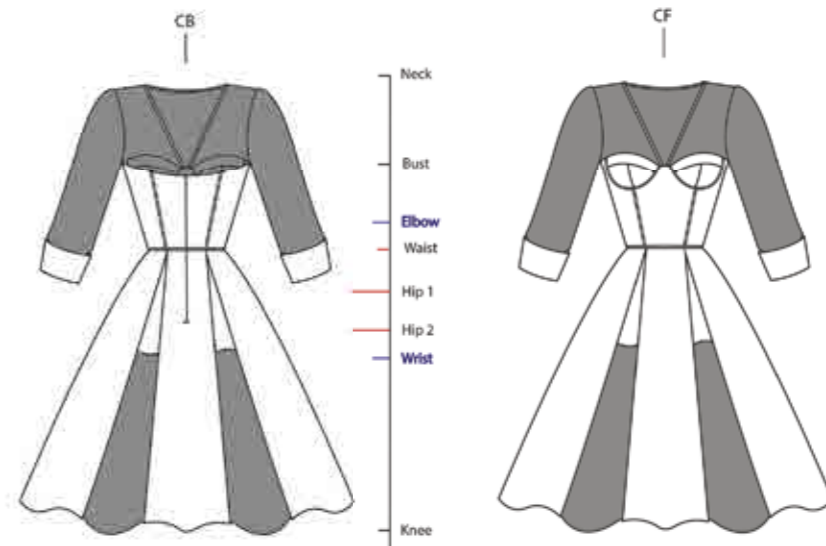
Look 3.



PHOTO LOOKBOOK



Technical Drawing





Look 4.




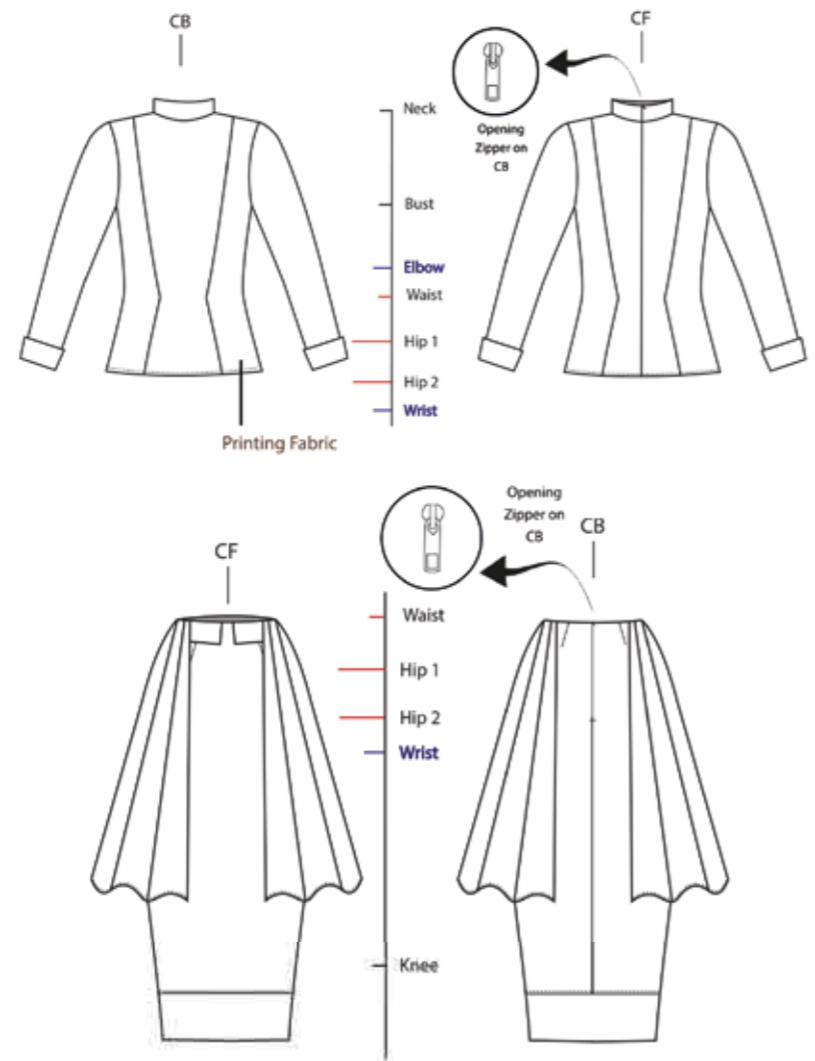


PHOTO LOOKBOOK



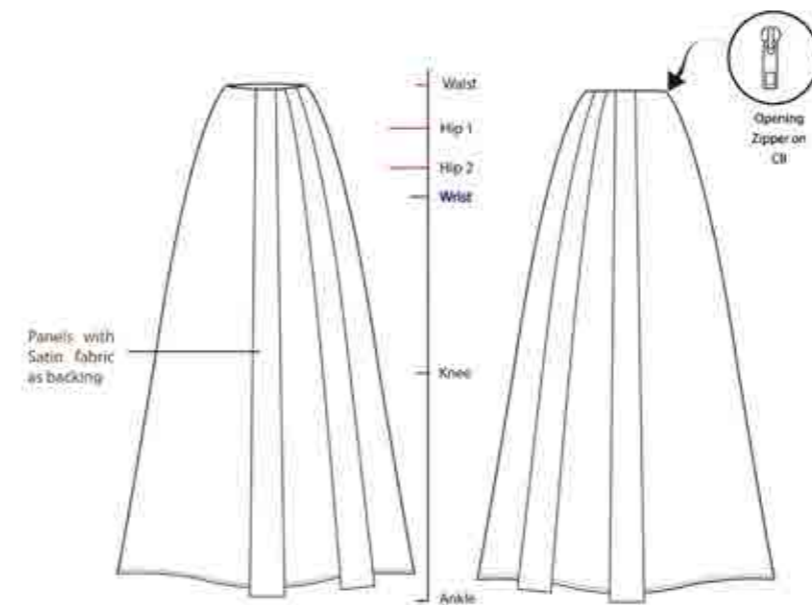
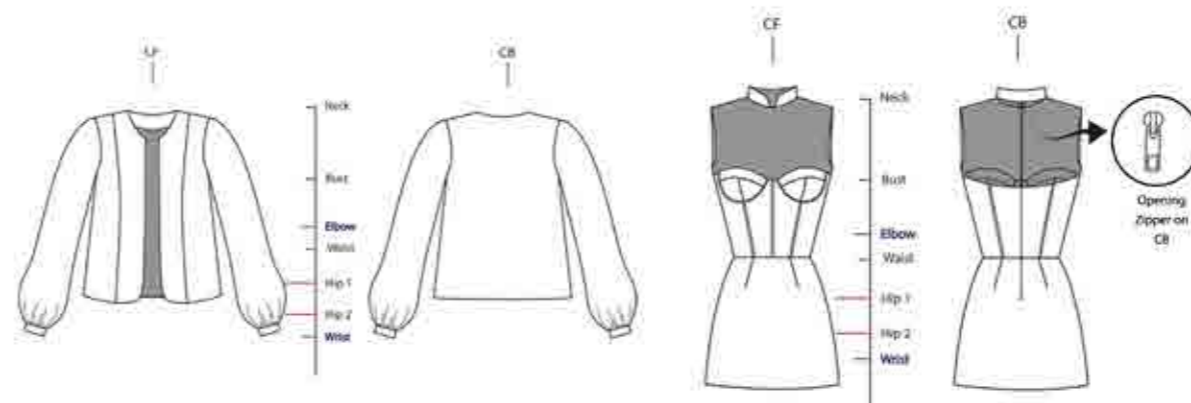


Look 5.





Technical Drawing



Fabric Print

DESIGN

Design by Anggita Pravitasari
Inspired by Rococo Painting



Uranometria

PROJECT.1



Preppy Style



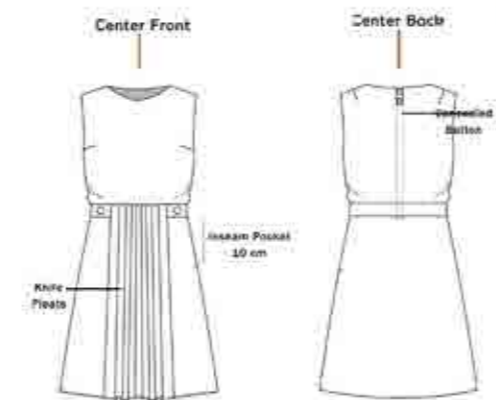
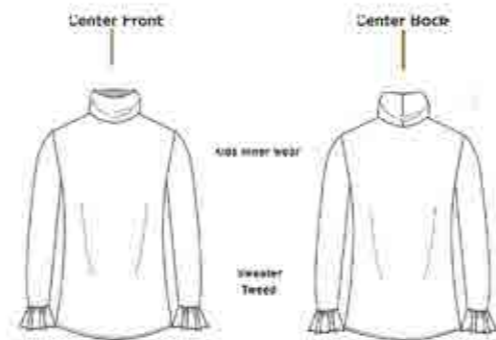
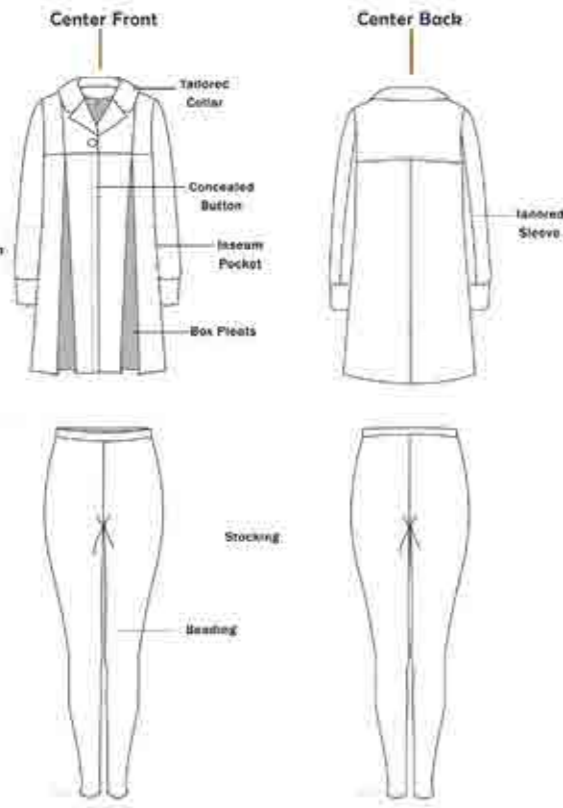
Inspiration

My inspiration is the Zodiac Sign and its Constellation. I was inspired by astrological symbols and a group of related stars formed a configuration called the Constellation. I was inspired by the color of the sky at night. Therefore from the color I took the navy color.

My Collection with preppy themes takes inspiration from the Zodiac Sign and Constellation. The concept is a luxurious style for elementary school. With wool cloth and metallic fabric to wear in autumn / winter. For the fabric manipulation of the Zodiac sign and my constellations, I took a beads and patchwork.



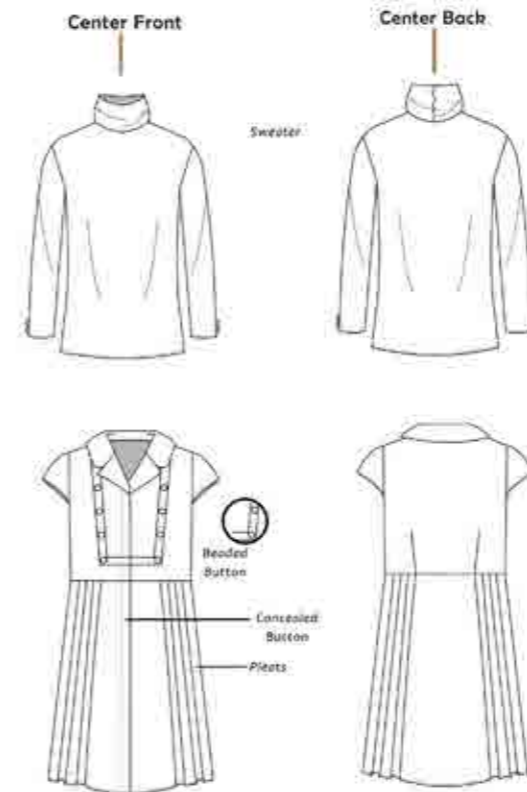
Look 1.



Look 2.



Look 3.



Look 4.





Technical Drawing



Look 5.

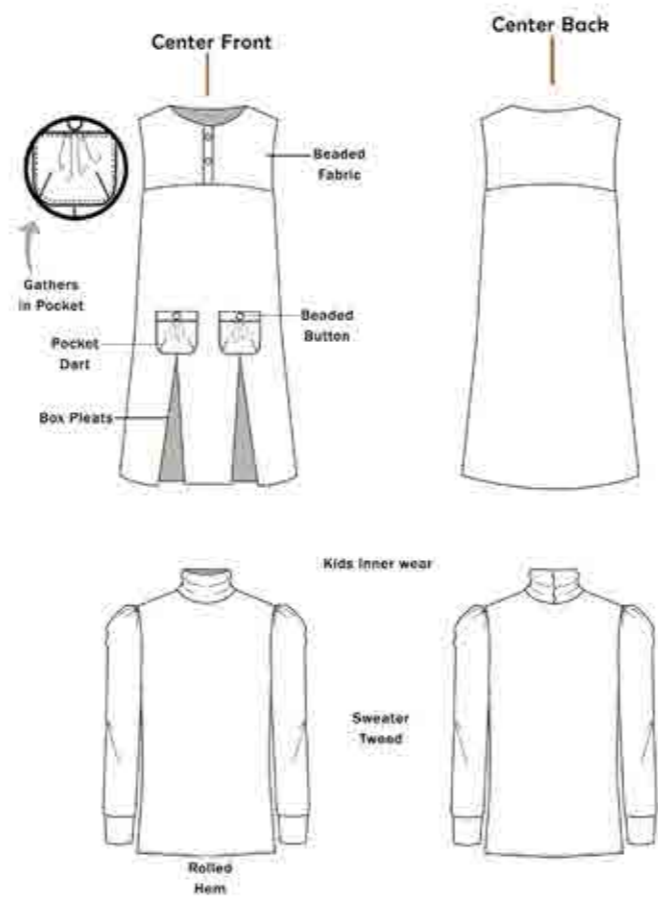


PHOTO LOOKBOOK

BHARWANG

KEKET




Inspiration

I was inspired by Barong Ket which came from Bali. Barong ket is one barong as a protector. The Barong character itself is a mythological creature in Hinduism. It is a symbol of virtue or dharma. Etymologically, the word Barong is believed to originate from Sanskrit which is the word b (h) arwang which in Malay and Indonesian parallels the word 'bear'. That refers to forest guardian animals. I will put inspiration in the colors and lack of barong myself in my designs.

My concept that takes the theme of Balinese culture with inspiration Barong Ket called Barong Protector. With the couture technique, I took details of the motifs from the barong ket carvings that I was going to embroider on and I was beading on the embroideries. the color of the barong like gold which dominates from the barong color and the red element has become the color palette in my collection.

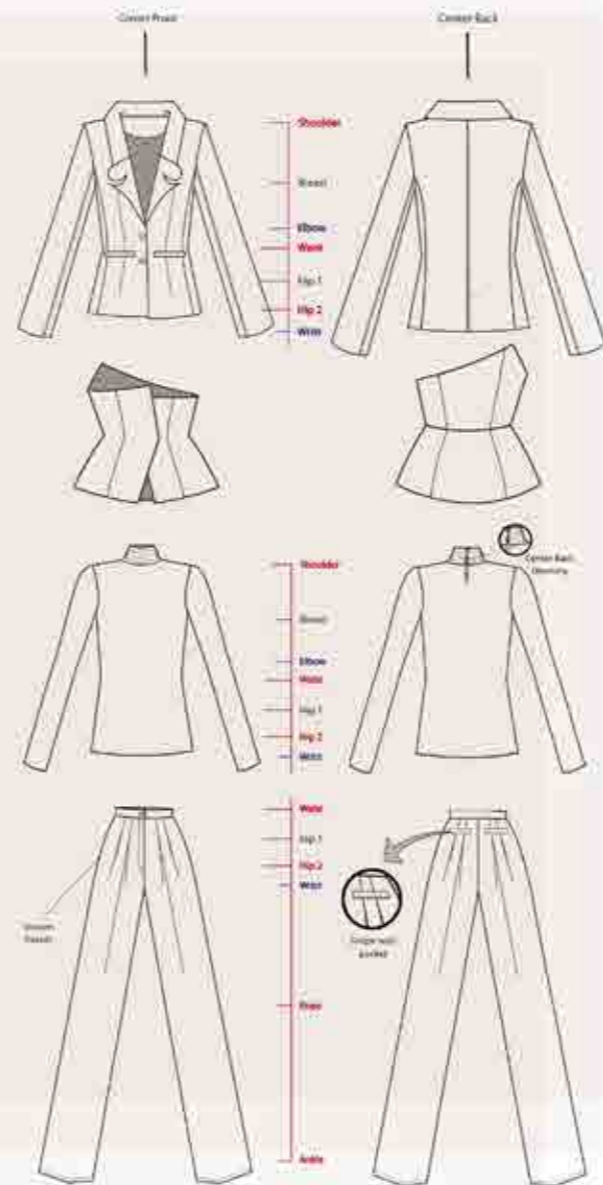
Embroidery



Fabric Print



Mock Up



Technical Drawing

Train skirt with embroidery and beads as details



Look 1.

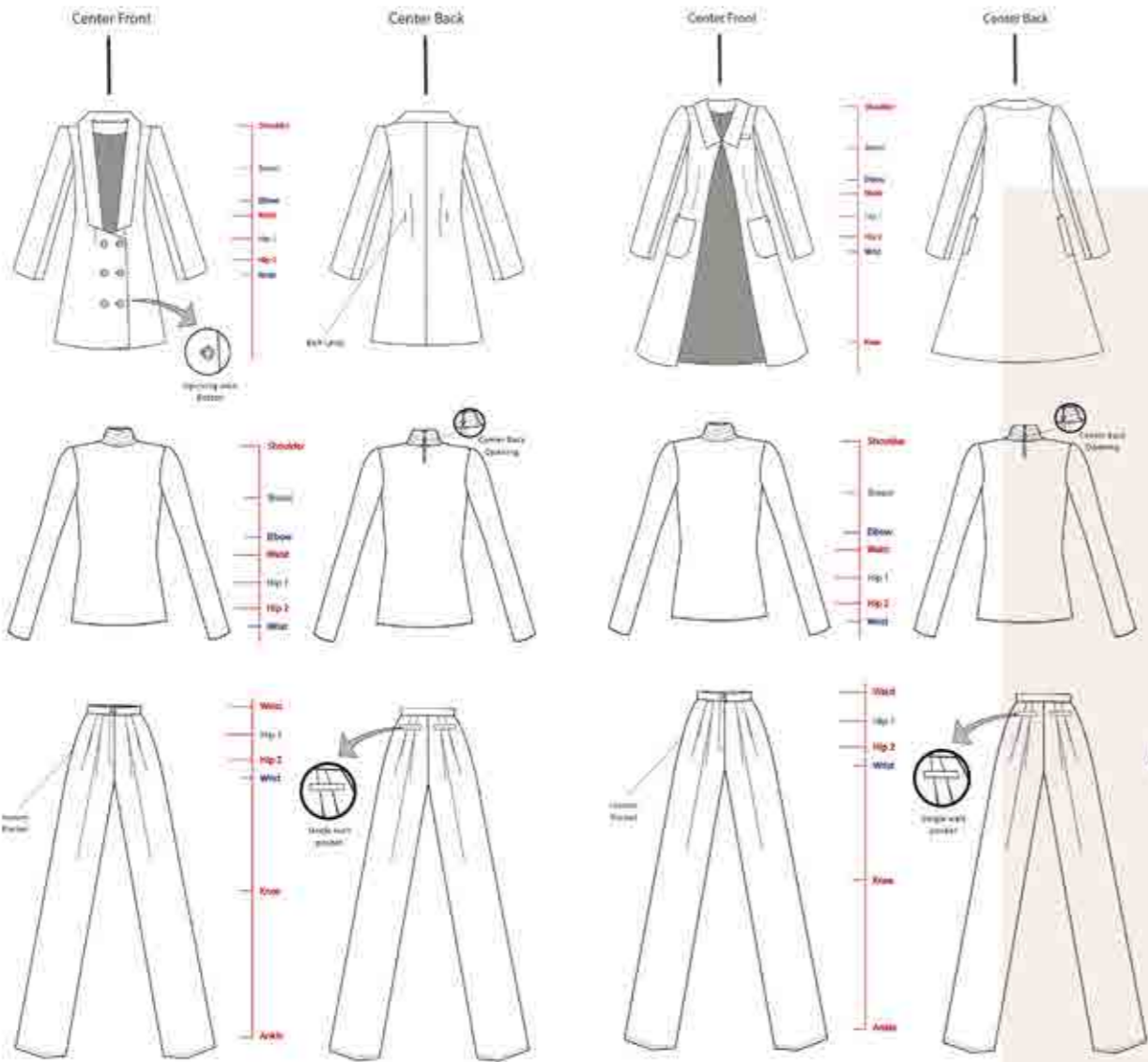


PHOTO LOOKBOOK

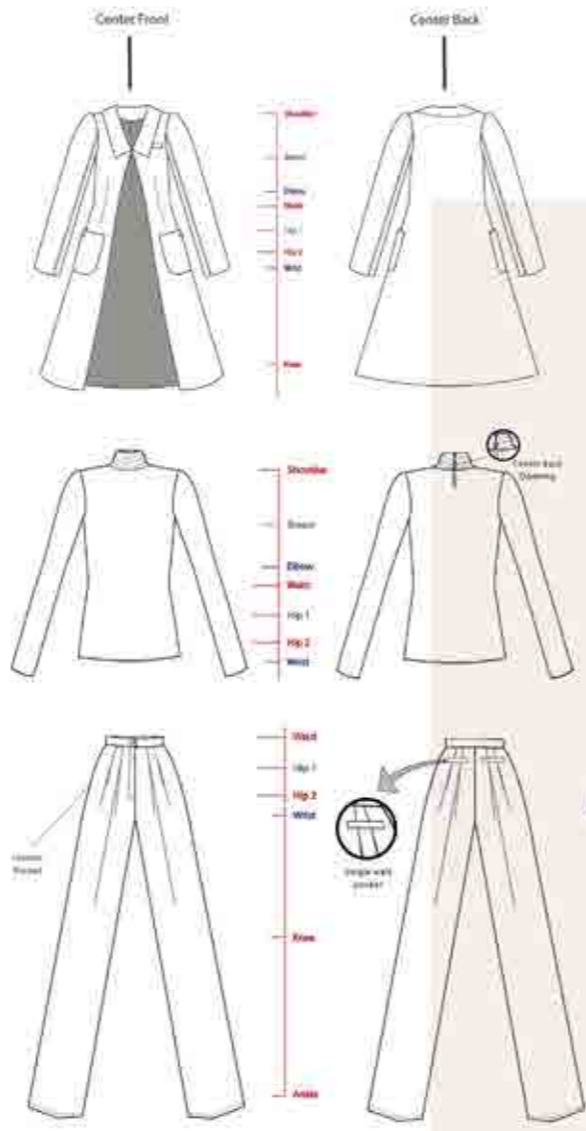




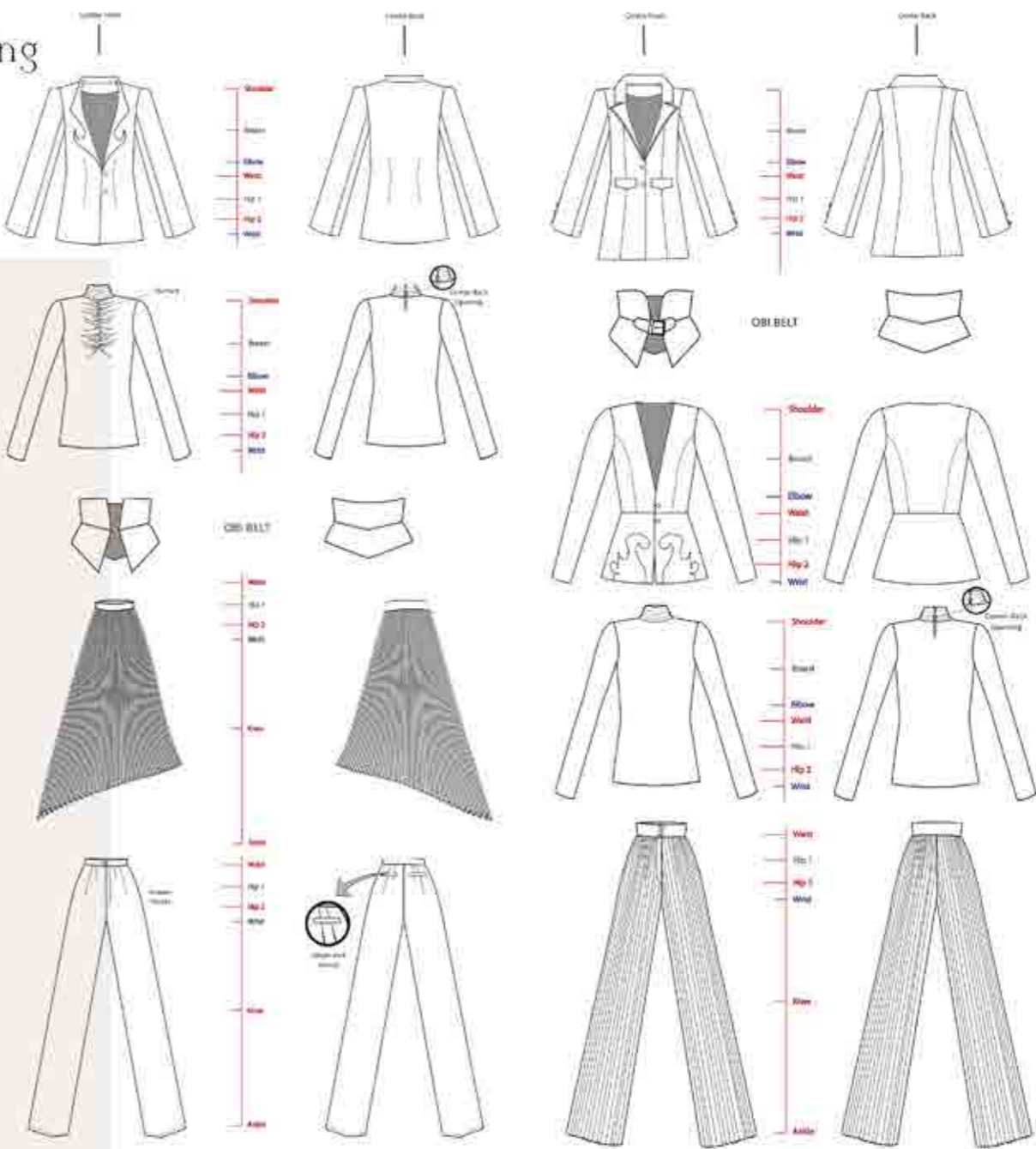
Look 2.



Look 3.



Look 4.




Look 5.

Fabric Print

DESIGN


Design by Anggita Pravitasari

Motif Poleng



The Great clock of westminster

PROJECT 3



Inspiration

Big Ben Tower with a four-faced clock made of about 312 glass opals and 1248 pieces of glass which is a famous icon in London precisely in the city of Westminster. Inspired by Big Ben because of its Neo-Gothic architectural style and geometric lines found in the details of the building. The design of the center of the clock that looks like a crystal shape. This Buildings made of brick covered with stone cladding.

My Collection uses the concept of a "blue collar" with my inspiration of the Big Ben tower in London. Display modes that represent several professions with the 'Hustler'. With five looks in one collection depicting people living in metropolitan areas. This concept tends towards Sportwear. To show hardworking professionals to remain fashionable,



DESIGN
DEVELOPMENT

The design this fashion with various silhouette from large size pieces such as jacket, shirt and baggy pants. I also added many ornaments such as embroidery, hand stitch and laser cut. Cargo bag details to embossed pockets. I use a combination of bleach blue denim with an oyster yellow color taken from the Big Ben Tower. Sporty fashion style became my design line, to prioritize comfort in various activities. To give the impression of a luxurious, I combined denim with linen, taslan parachut and net fabric. A touch of detail in my collection makes a young impression that is 'intricately packed yet sophisticated'.



The Clock of bigben
as inspiration



Fabric lasercut



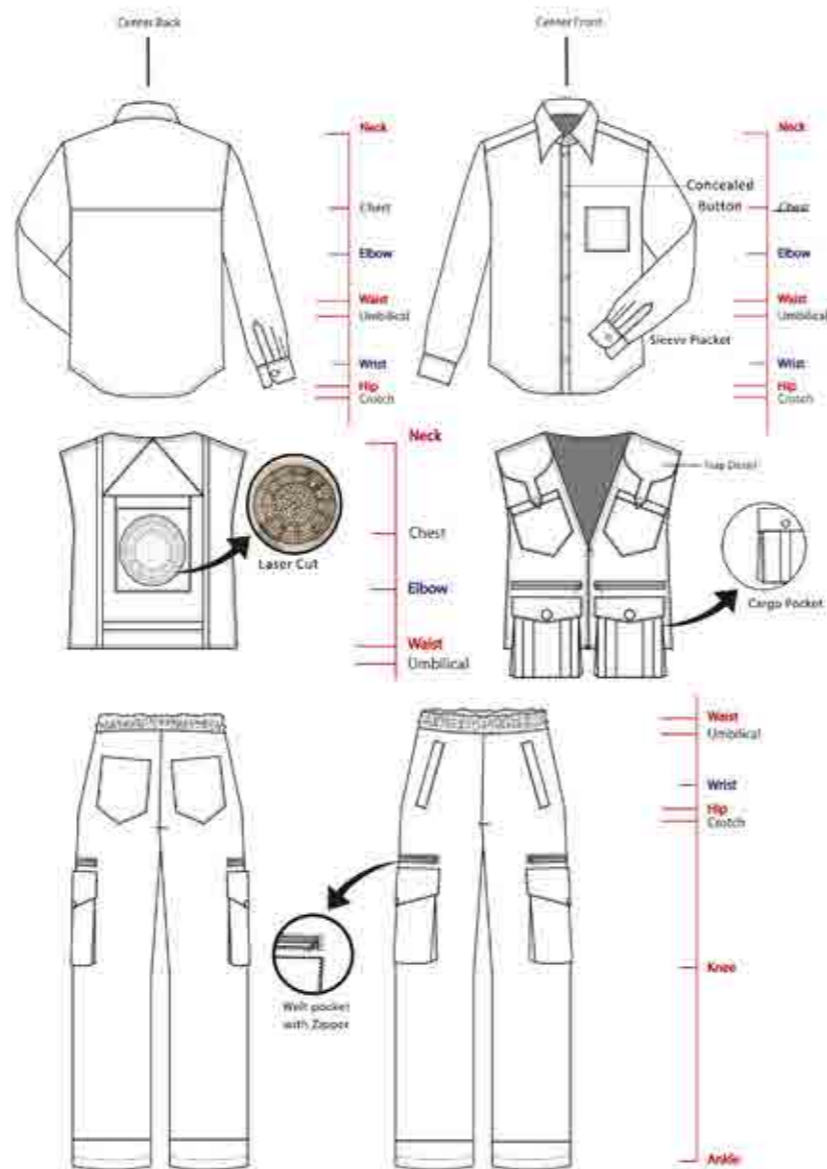
Denim bleach



MOCK UP

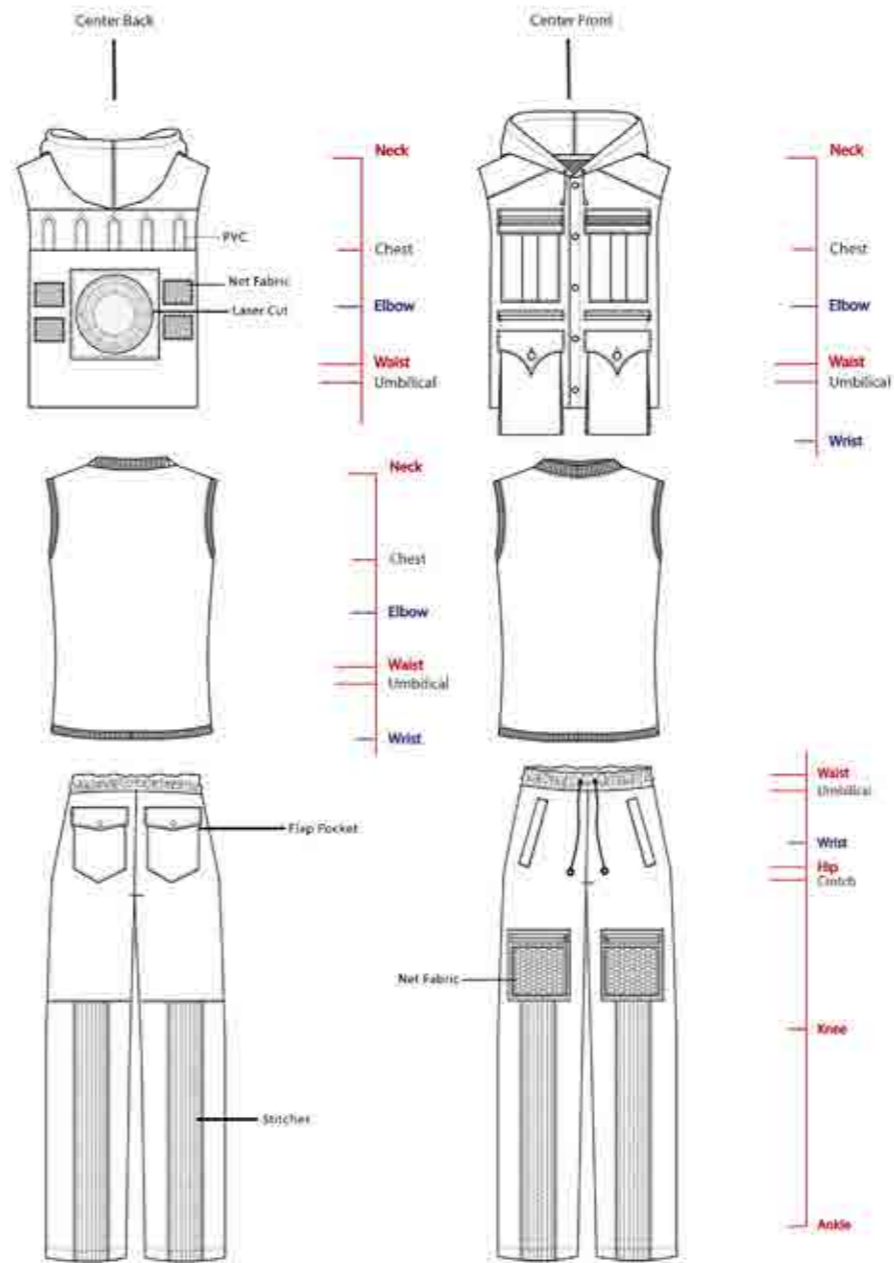
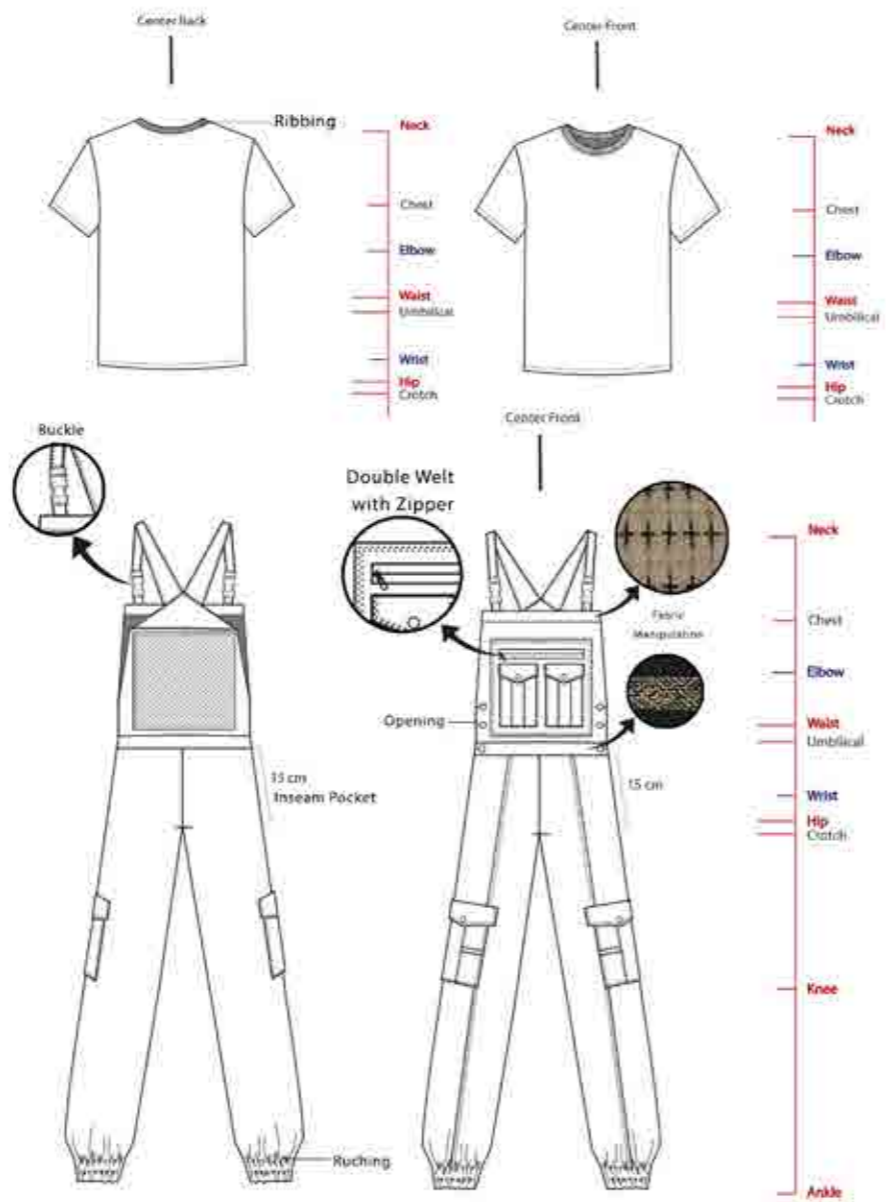


Look 1.



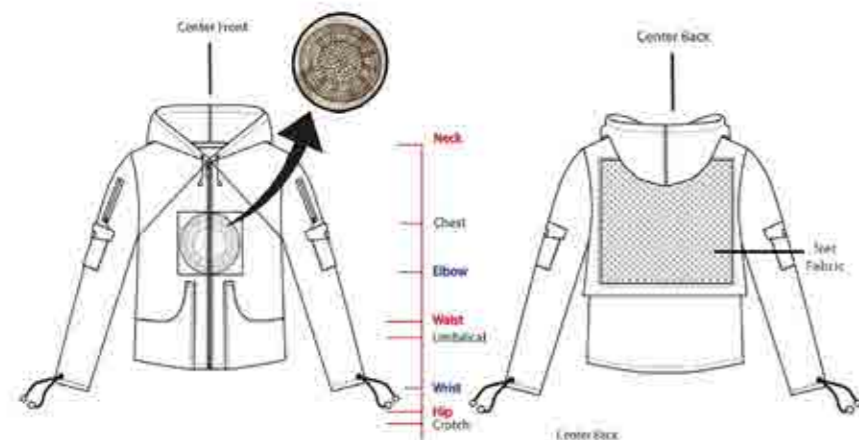


Look 2.



Look 3.





Technical Drawing

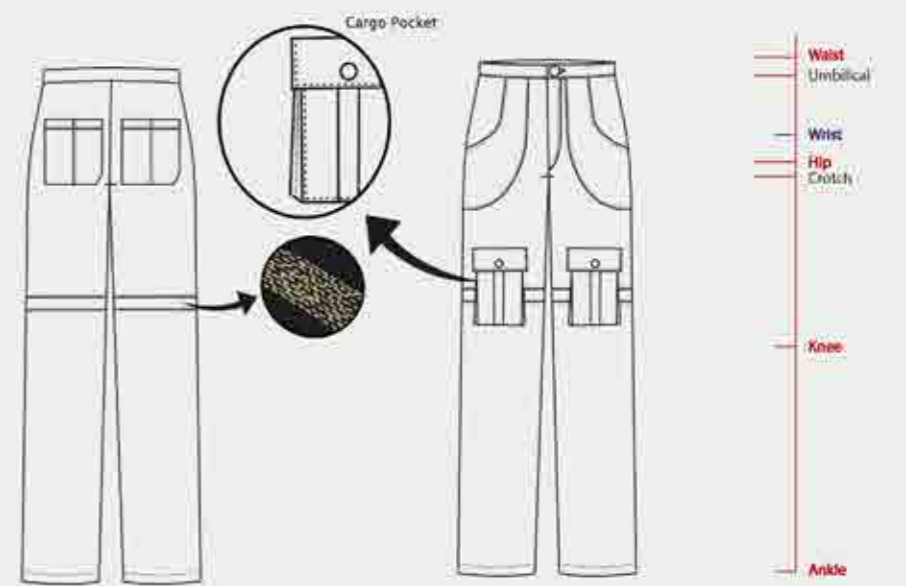
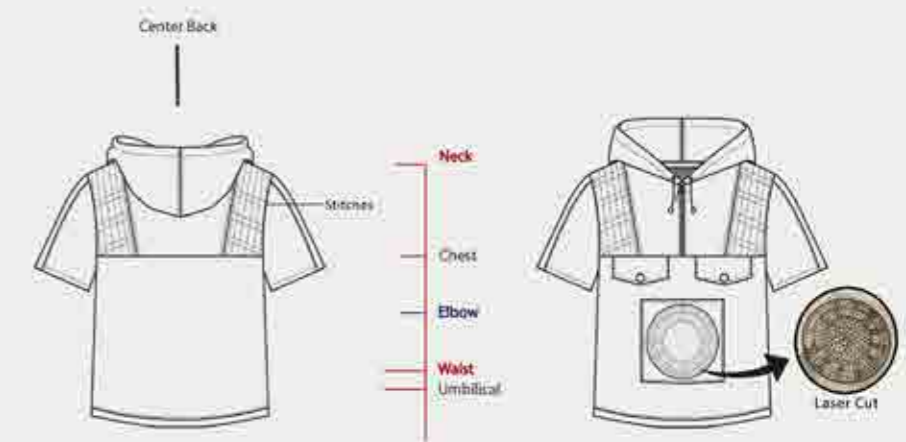
Technical Drawing



Look 4.



Look 5.



Utilise et restes's

Sustainable Fashion

PROJECT 4



Inspiration

This collection is sustainable because of used fabric, using upcycling and zero waste techniques. It prevents the unsustainable usage of extracting materials from the Earth by making use of what has already been used (i.e. upcycling). Upcycling aims at the development of products truly sustainable, affordable, innovative and creative. Like a party dress that is old or unused, and even then it can be used as the main ingredient of fabric that is cut and re-sewn. The boards in the party shirt can be removed and used as embellishment in my collection.

The concept of this project is Sustainable with a loose baggy look. This collection is suitable for a woman. In this Collection, it uses Emerald green, Fire Yellow, Red Wine, Blue colors because my color like building of Flavorous Orchard, which is the color with shades of wood and the garden beside it. It chose silk fabric for this collection, it makes the outfit look good with in shape of building, but it uses sheer fabric to decorate all embellishment and fabric manipulation. For fabric manipulation, it uses buttons that are not used and the remaining fabric from the pieces.



Development SKETCH



20 of 50 sketch for Utilise et restes's collection



The details of Utilise et restes's collection, 2020

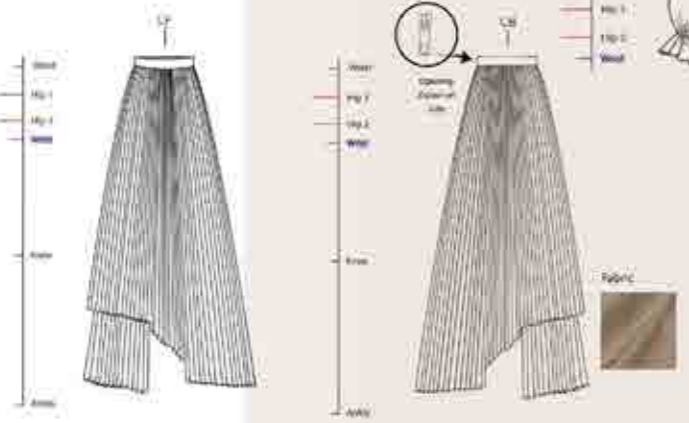
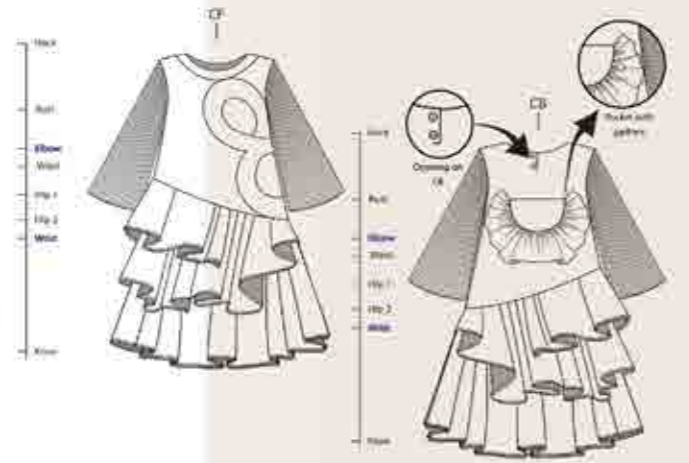


20% of fabric waste from making clothes set is used for making the details of the clothes sets.

parts of lining



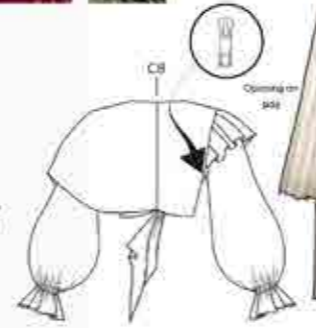
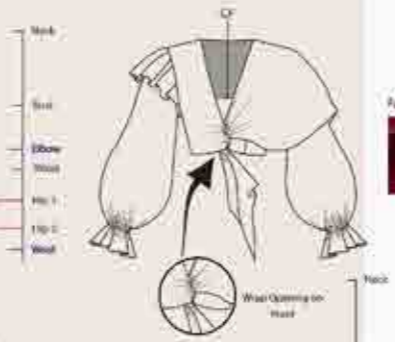
LOOK 1
Utilise et restes's
collection



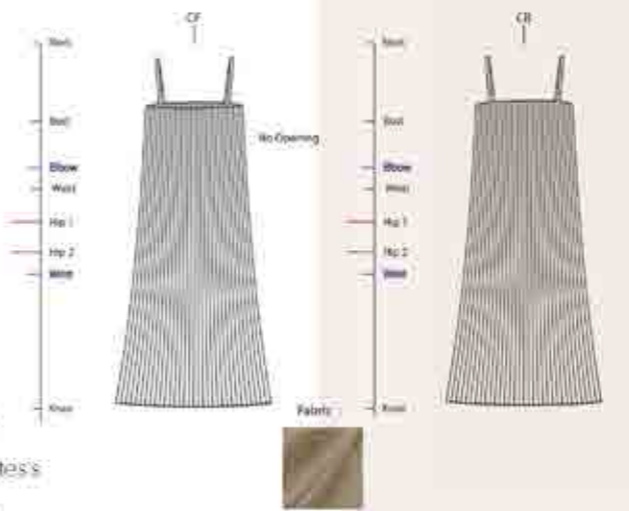
Technical Drawings



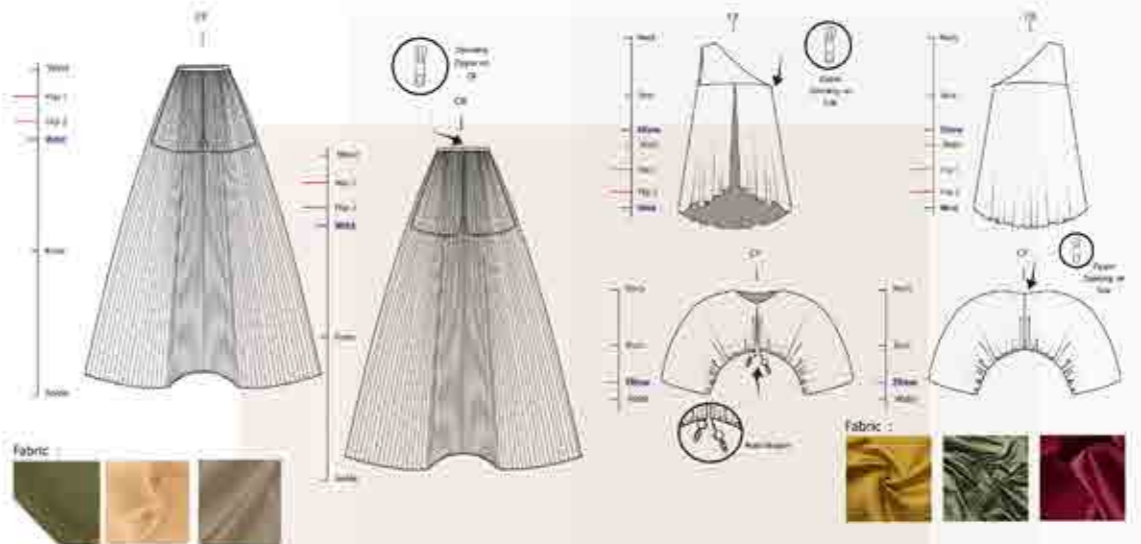
LOOK 2
Utilise et restes's
collection



LOOK 3
Utilise et restes's
collection



LOOK 4
Utilise et restes's
collection



LOOK 3

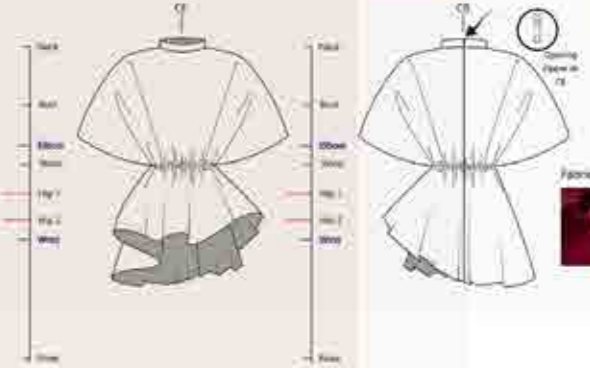
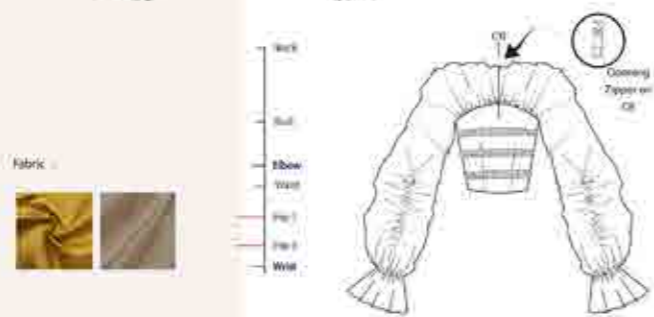
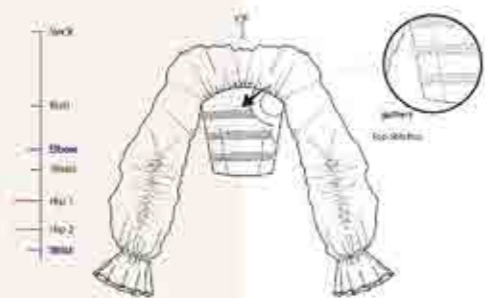


PHOTO LOOKBOOK

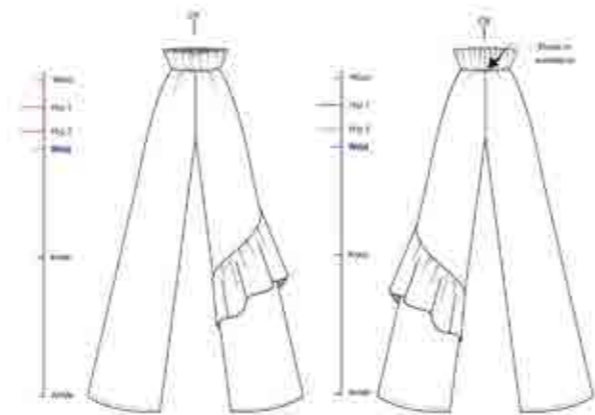


LOOK 5

Utilise at restes's collection



Simpleless Blouse with gathers



Calotte Pants



Sustainable Design






KHAMSIMLAYAT alfarashat

AVANT GARDE PROJECT 5

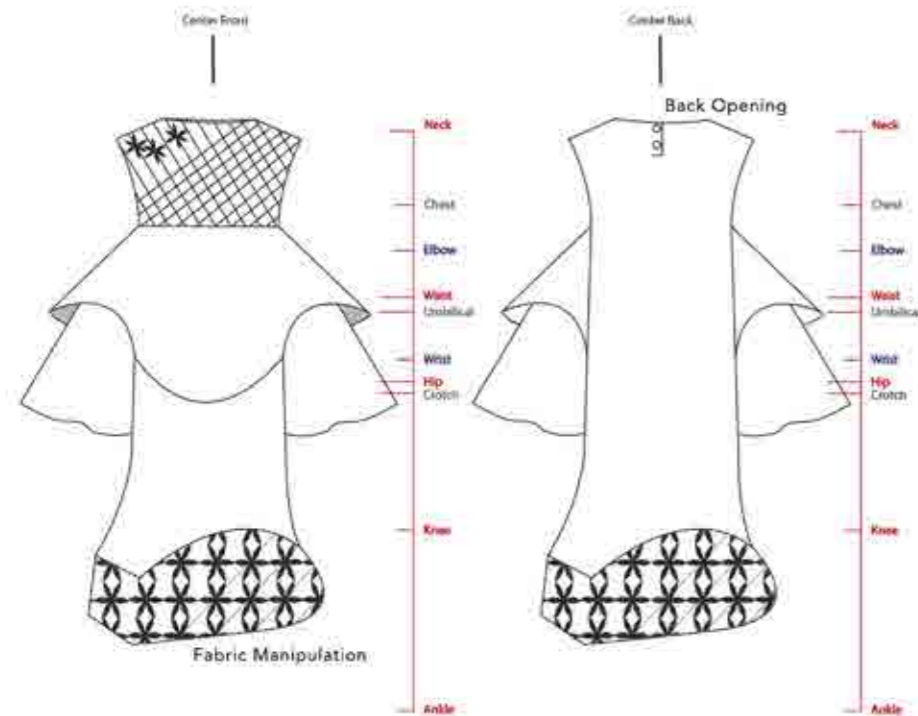


Inspiration

I was inspired by the architecture and silhouette of the building which has its own uniqueness. This collection uses the concept of color blocks so I put the shades of the butterfly pavilion in my design. I use some yellow to dark yellow as a gradation. I use the ornament that I will make into fabric manipulation with laser cut. I took the silhouette from the silhouette of the building itself.



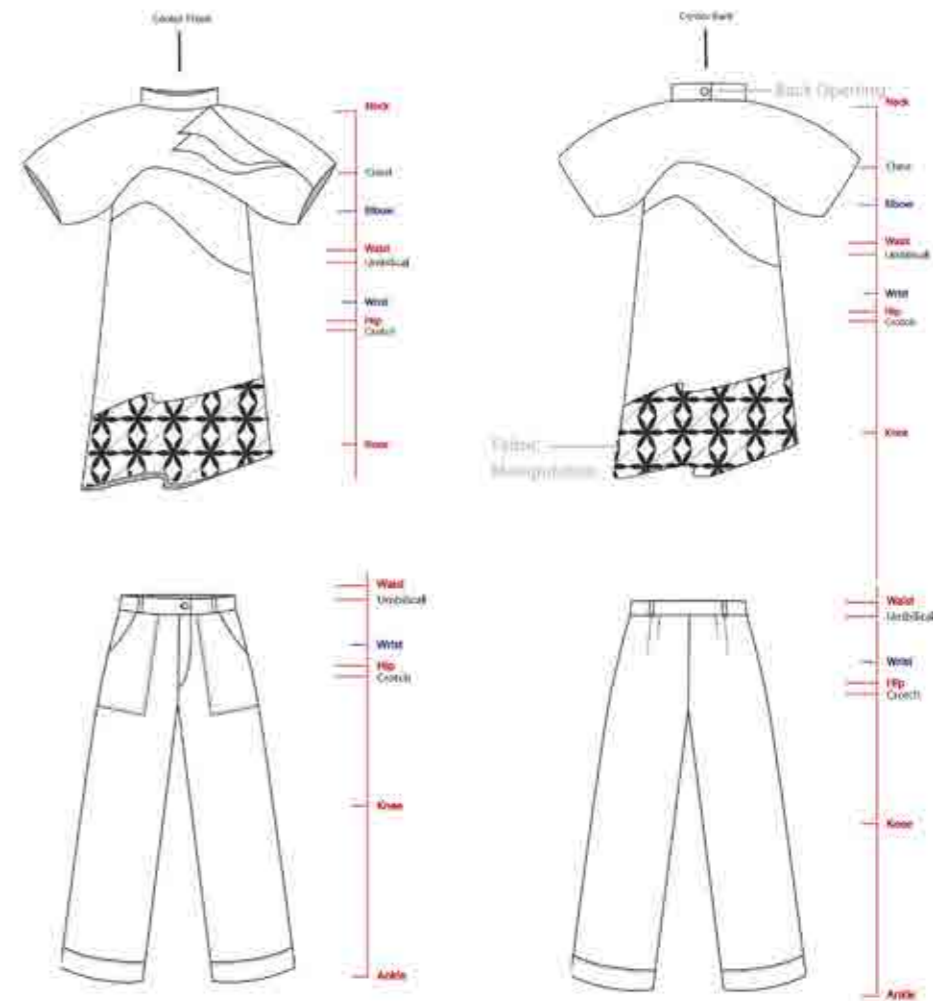
Technical Drawing



Look 1.



Look 2.

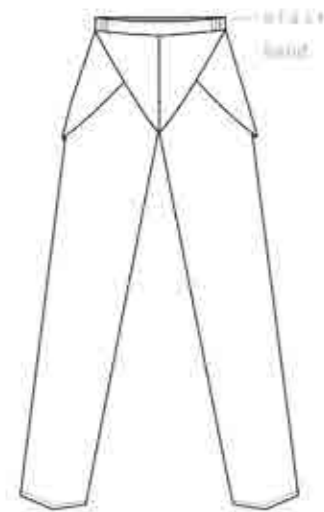




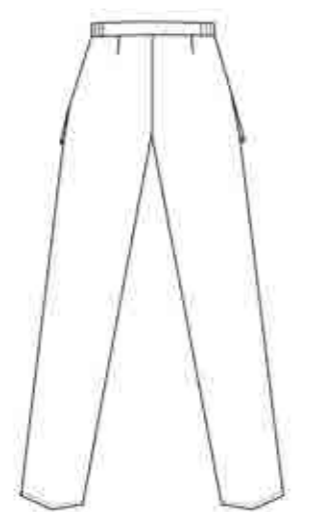
Neck
Chest
Elbow
Waist (Umbilical)
Wrist
Hip (Crotch)



Neck
Chest
Elbow
Waist (Umbilical)
Wrist
Hip (Crotch)



Waist (Umbilical)
Wrist
Hip (Crotch)
Knee
Ankle



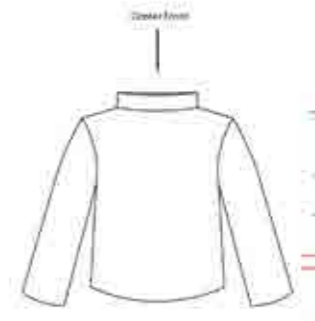
Waist (Umbilical)
Wrist
Hip (Crotch)
Knee
Ankle



Look 3.



Look 4.



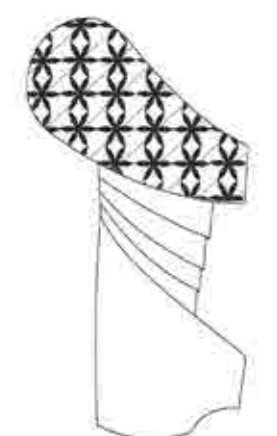
Neck
Chest
Elbow
Waist (Umbilical)
Wrist



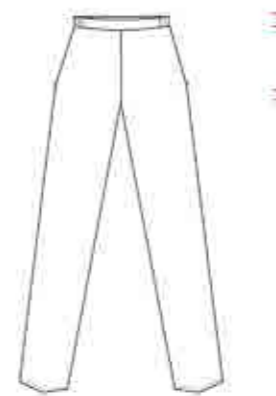
Neck
Chest
Elbow
Waist (Umbilical)
Wrist



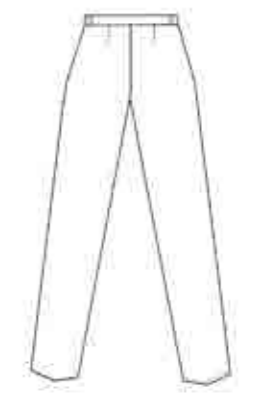
Waist (Umbilical)
Wrist
Hip (Crotch)
Ankle



Waist (Umbilical)
Wrist
Hip (Crotch)
Ankle



Waist (Umbilical)
Wrist
Hip (Crotch)
Knee
Ankle



Waist (Umbilical)
Wrist
Hip (Crotch)
Knee
Ankle



Look 5.

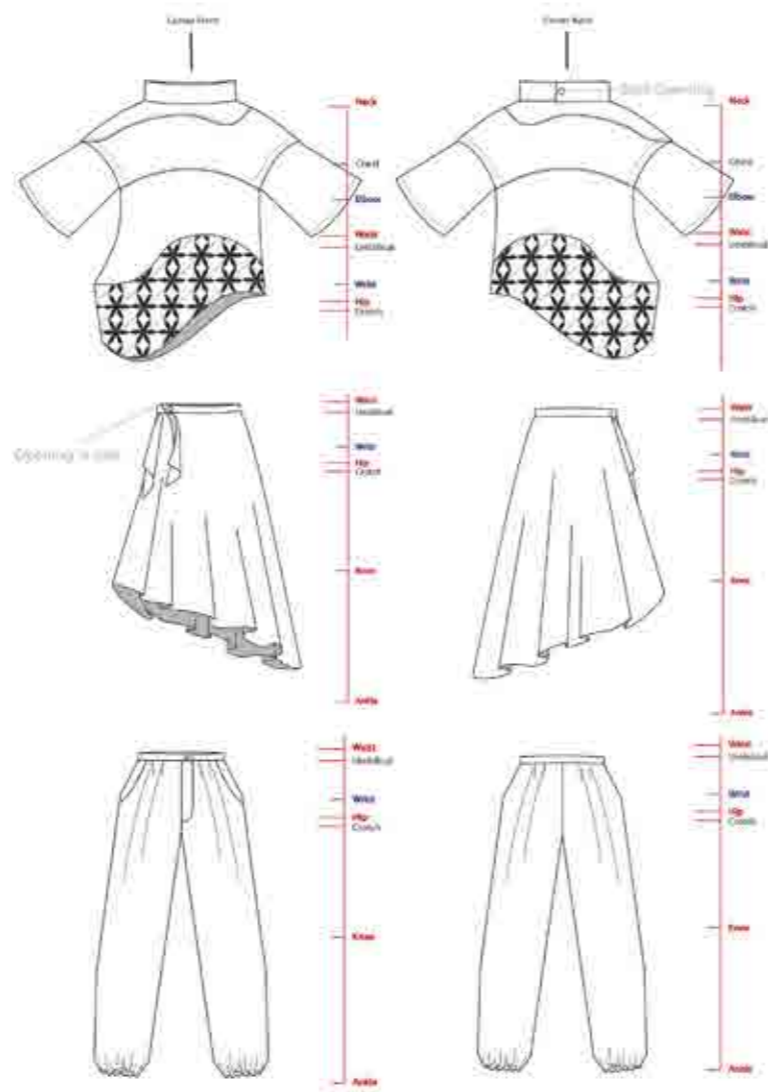


PHOTO LOOKBOOK



Thank You

Please contact me for enquiries:

yanggita27@gmail.com