

# 03

## Education Towards Freedom

by Yi Shao



## Library And Preschool

The program follows the pedagogical principles of age-appropriate and rhythmical activities with increased variety, depth, and complexity.

The daily activities focus on rhythm, language development through artistic expression, development of social skills, and encompass free play, puppet shows and story telling, cooking and baking, singing and movement games, circle time and painting.

Aim to create consistency and predictability to boost learnability when designing interactions.

by Yi Shao

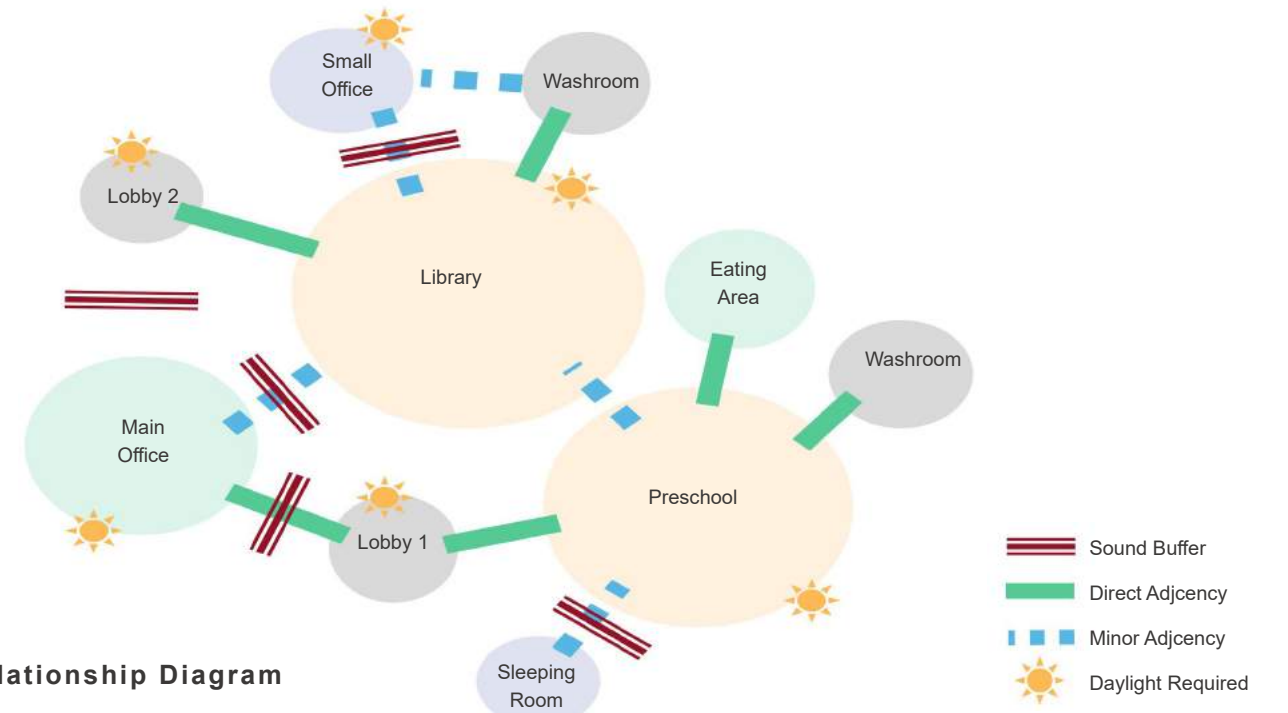
# Site Research

## DESCRIPTION

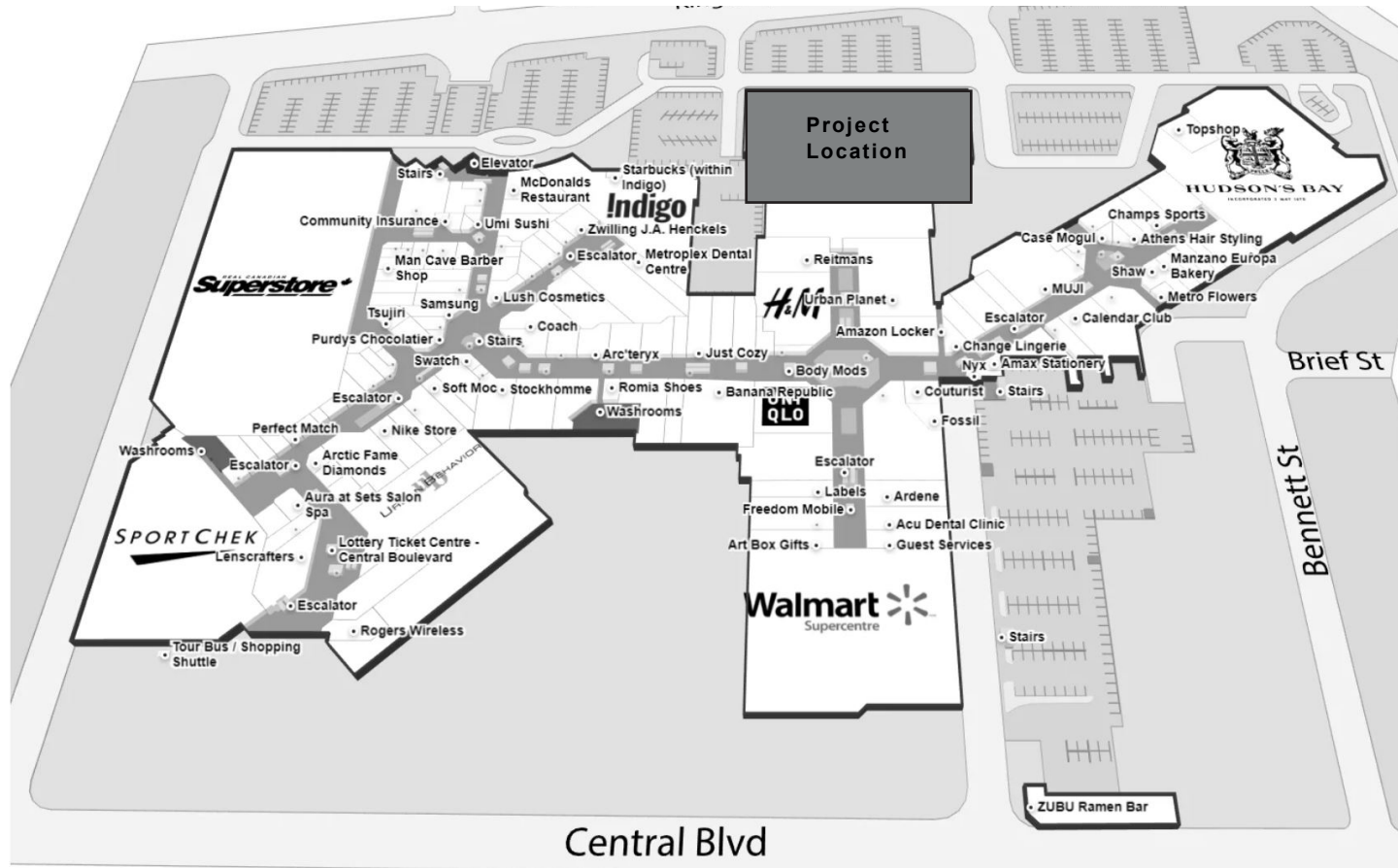
The building in the center of Metro Vancouver. Since this setting is within the central business district, it is easy to discount it as a suitable library location. Yet, this is one of the factors that grants the site a good place to locate the library for young minds. While it is essential to consider the children, it is also necessary to think of other factors beyond them. Essentially, there has to be a balance between the immediate needs of the children and those of their parents.



Site Plan



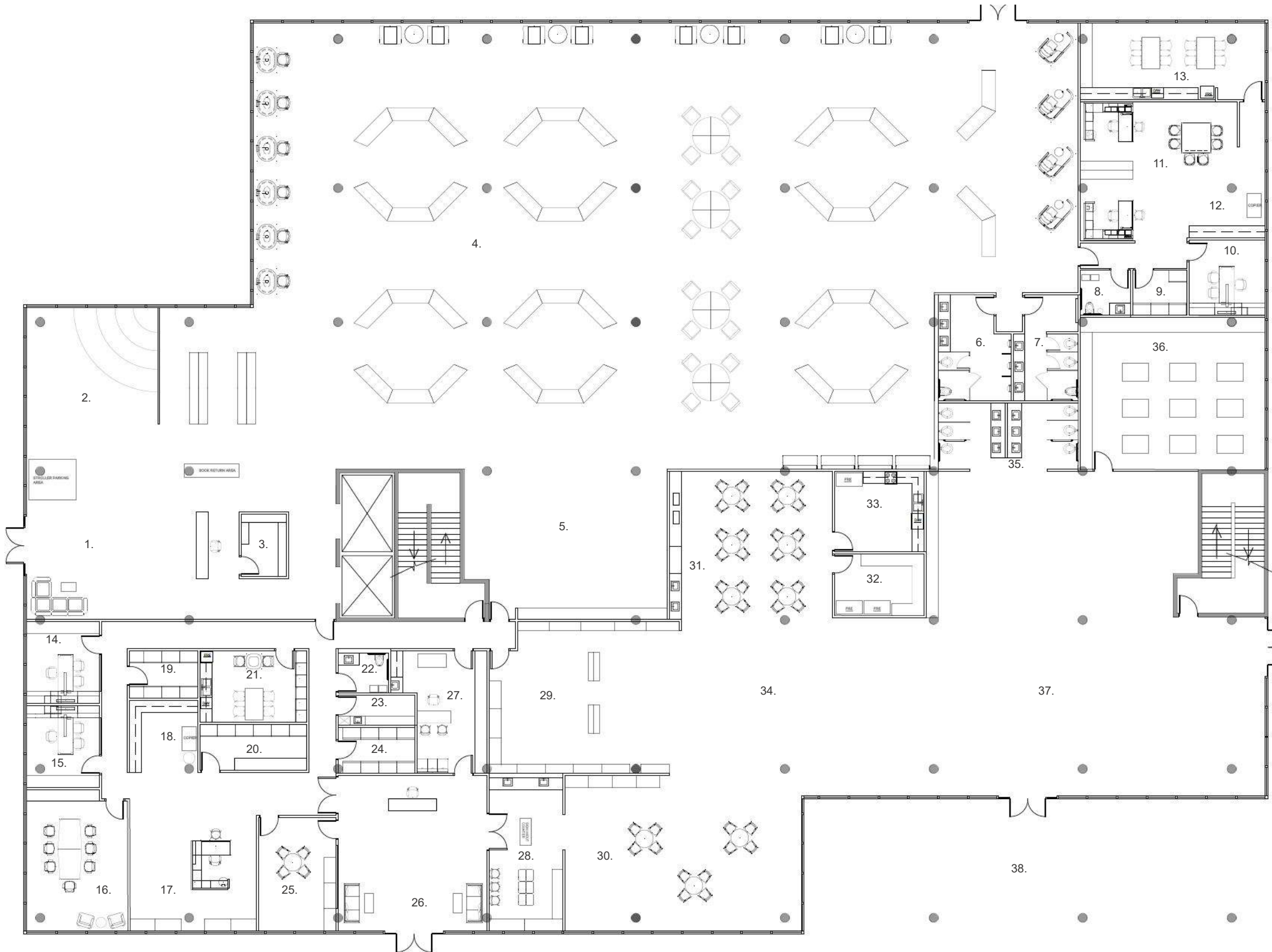
Relationship Diagram



Metrotown Map



Block Plan



**Library**

- 1. Lobby
- 2. Story Telling Area
- 3. Behind Front Desk
- 4. Library Area
- 5. Children Play Area
- 6. Male Washroom
- 7. Female Washroom
- 8. Staff Wahroom
- 9. Storage Room
- 10. Office
- 11. Work Station
- 12. Copy Area
- 13. Staff Room

**Office**

- 14. Office 1
- 15. Office 2
- 16. Conference Room
- 17. Work Station
- 18. Copy Room
- 19. Files Room
- 20. Resource Room
- 21. Staff Room
- 22. Washroom
- 23. Janitorial
- 24. General Storage
- 25. Parent Area

**Preschool**

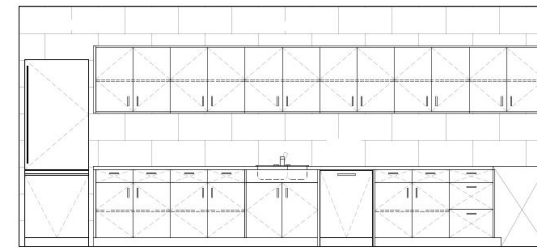
- 26. Lobby
- 27. First Aid Room
- 28. Preschool Entry
- 29. Quite Room
- 30. Activity Room
- 31. Eating Area
- 32. Food Storage
- 33. Food Preparation Area
- 34. Messy Play Area
- 35. Kids Washroom
- 36. Sleeping Area
- 37. Large Motor Area
- 38. Outside Playground

**Floor Plan**

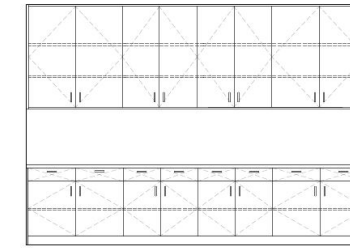


**Concept**

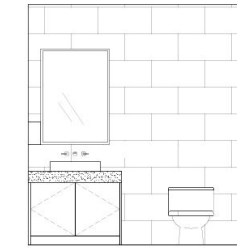
The inspiration comes from sun flowers. Children are always carefree without a single worry. Open space will be one of the key elements in order to create a comfortable studying environment for children. Less partition wall will be used as less as possible, so they can have a big open view and easy to do safety check between different area. Organic lines will be also used to create interesting and fun shape, it may give the children lots of creative ideas and makes their brain more active. Bright Color is other important element. Different area will be used different color tone because they have different effect on human brain. Colorful design theme enable children feel fun, their body will fill with more energy than studying on a normal school. Large plants will be used everywhere, green is very helpful for releasing stress, children may learn more efficient. In general, this design idea is not only decorates a space but also makes children feel happy and energetic when they are studying.



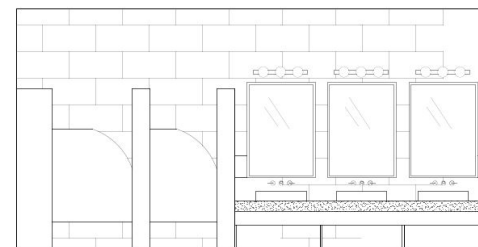
**Kitchen Elevation**



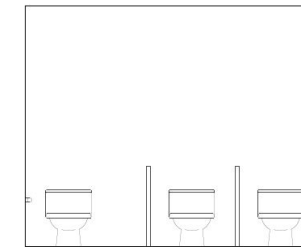
**Copy Room Elevation**



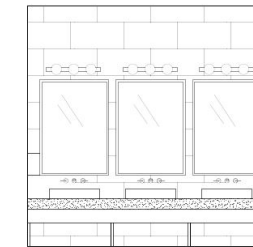
**HDCP Washroom**



**Public Washrom Elevation**



**Children Washrom West & East Wall Elevation**



**Design Proposal - Story Telling Area**



**Preschool Entry Area**



Lobby Sofa



Coffee Table



Lobby Chair



Computer Desk & Chair Set



Writing Table Set



Floor Plan





Large Motor Area



A



B



C



D



E



F



G





H



Messy Area

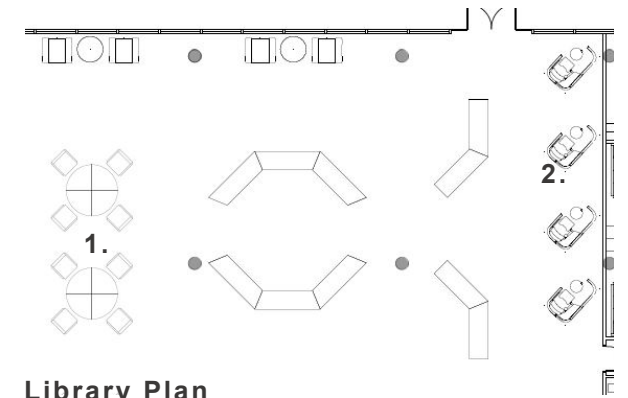


Wall Paint Set



### MATERIALS AND RESOURCES

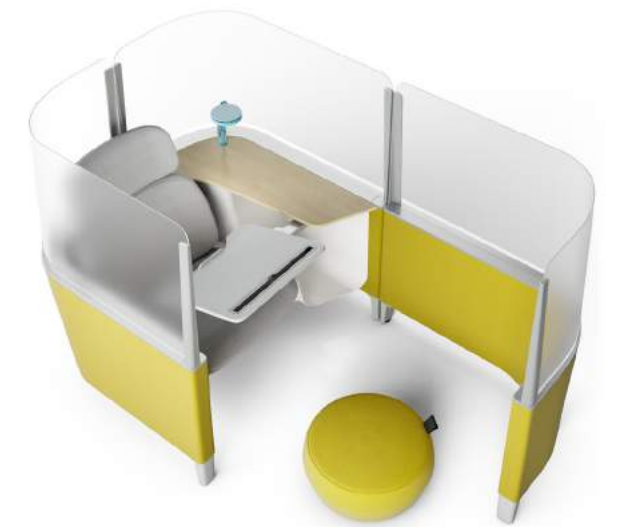
- A. Quartz Countertop - Reception Desk
- B. Reclaimed Wood Built-in Millwork
- C. Carpet- Library Flooring
- D. Floor Tile - Public Washroom
- E. Wood Floor - Office
- F. Black board - Activity Room
- G. Glass Window - Office Wall
- H. Reclaimed detroit clay brick
- I. Green Wall - Library Feature Wall



Library Plan



1. Writing & Reading Area



2. Personal Reading Area



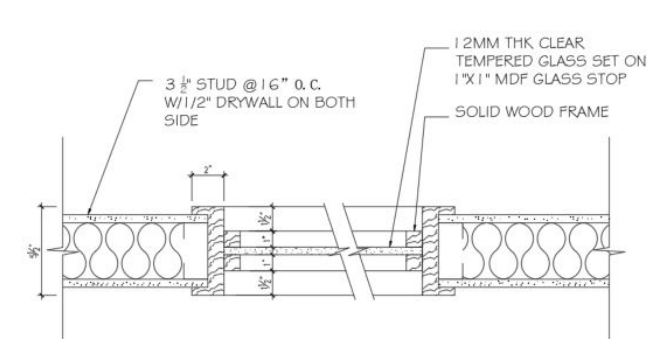
Preschool Entry



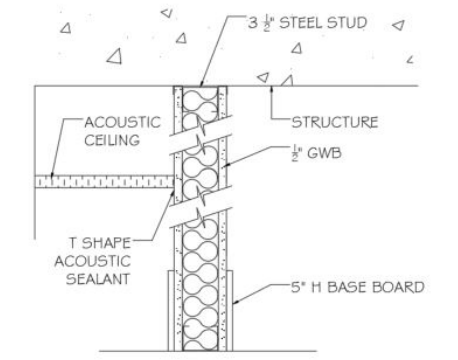
Preschool Activity Area



Kids Washroom



Interior Window Section  
Preschool Area



Slab To Slab Wall  
Preschool Ceiling Section



Kids Eating Area