


ICON CUSTOMIZATION





ORIGINAL



SIMPLE SAMPLE



DUPLICATE/TRACED



INSTRUCTIONS:

Place your original social media icon within the first box. If necessary, find a simpler sample of the same icon online. Duplicate the simplistic version of your icon and select "Object" > "Image Trace" > "Make and Expand". In order to isolate various parts of your traced icon, you may have to right click on the icon and "ungroup" or "release compound mask". Colour as desired.