



Nadia Utari Sukmawijaya

Portfolio

Content

About 2-3



Impermanencia de Beaute 4-39
Mini Collection



Muro Arancione 40-49
Avant Garde Collection



Gandhali Iswara 50-59
Power Suit Collection



Livens Domus 60-69
Blue Collar Collection



Balonu 70-79
Kidswear Collection



Nopetra 80-89
Redress Collection



Fabrics 90-99

About Me



Nadia Utari Sukmawijaya

21.09.00

Phone +62 81906-909-038

Email nadiautari888@gmail.com

A colorful life is the most beautiful thing for everyone. Likewise, with me who likes diversity in making a collection. Fashion is a passion that I liked from childhood. I think that fashion is something that symbolizes a person, how they combine 1 piece with the other piece and also the unification of colors, it symbolizes their identity and nature. And for my future, I choose to study at fashion school and be a creative fashion design student that has hard work in life. Have good leadership skills in teamwork and have an interest in handcraft. Always being safe at work but have many dreams that make ambitious action. I am disciplined and can finish the work on time or earlier and can do multitasking at every work I do.

EXPERIENCES

January-March 2021 : Internship at VBWOLF Bali as Stylist & Designer

November 2019: A field trip to many historical places in Bali
Participated in the trip to Bali, to visit some village and get the inspiration to make the suit look

January 2019: Discharge color of denim
Participate in made some motifs on denim fabric, stamp the candle on the denim fabric, bleaching the fabric with chlorine and the last give the grunge effect on the fabric

November 2018: A field trip to a factory in Lawang
Participated in the trip to Lawang, to visit the yarn and fabric factory

October 2018: Bateeq coloring
Participated in colored the cotton fabric

ORGANIZATIONS

February 2018: Committee leader of school paint competition
Committee leader of painting competition in a senior high school event

April 2017: Committee leader of province paint competition
Committee leader in province level of painting competition

ACHIEVEMENTS

April 2019: Joined Surabaya Fashion Parade
Finalist in Surabaya Fashion Parade

January 2019: Joined men's design illustration competition
Joined the competition to design men's wear used pencil color with a cosmic theme

August 2018: Joined Public Speaking Class by Randy Tunggeling
Has Successfully participated in Public Speaking Made Easy

July 2015: Student exchange participate in Yunan, China with INTI organization
Participate as a student to exchange to China with China Government invitation

TECH SKILLS

Adobe Illustration
Adobe Photoshop
Microsoft Word
Microsoft Power Point
iMovie

SKILLS

Drawing
Pattern
Sewing
Draping
Styling
Photography
Video/ photo editing

SOFT SKILLS

Teamwork
Leadership
Creativity

EDUCATION

Lasalle College Surabaya
2018-2021| Fashion Design

Santo Yoseph Senior High School
Denpasar
2015-2018

Cipta Dharma Junior High
School Denpasar

LANGUAGES

Indonesia
English



//1

Impermanencia de Beaute

Mini Collection

I chose Wabi-Sabi culture and kintsugi as my inspiration. This inspiration is related to simplicity, imperfect, and impermanent. It is a concept derived from the Buddhist teaching of the three marks of existence, specifically impermanence, suffering and emptiness or absence of self-nature.

The concept of this project is beauty in the imperfect. Why? Because we can fix or improve the thing that have broke to be a new one that are useful for our life. In order to make this collection, I took a loose silhouette and an asymmetrical design because Wabi-sabi is about creating balance in imbalance.





Look#1



Look#2



Look#3



Look#4



Look#5

Fabrics (left to right):

- Linen (White)
- Silk Organza (Turquoise)
- Silk Organza (Peach Orange)
- Silk Organza (White)
- Silk Organza (Pink)



Look#6



Look#7



Look#8



Look#9

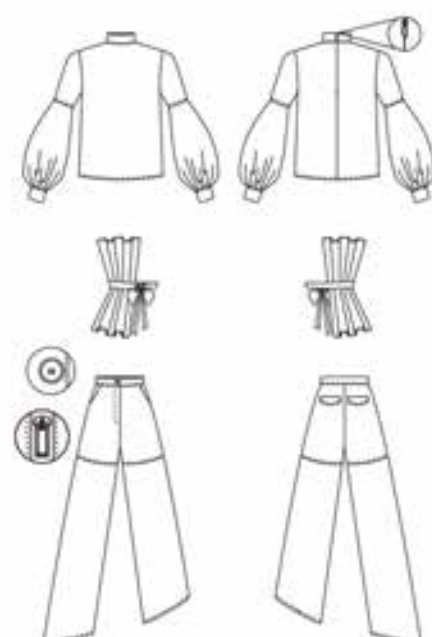
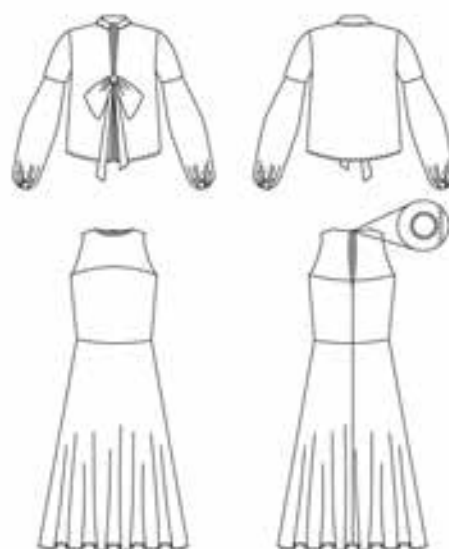


Look#10



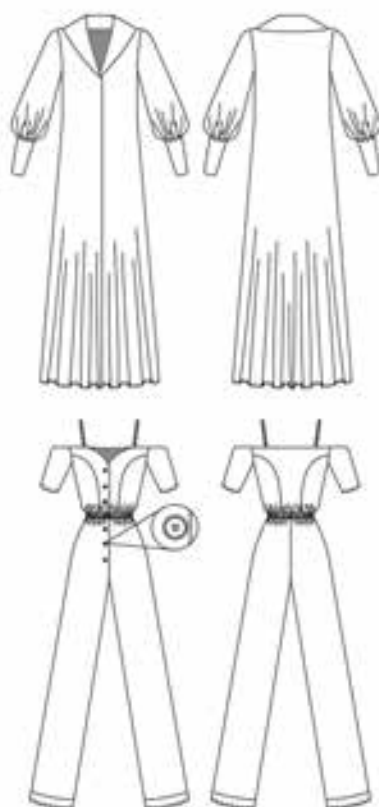
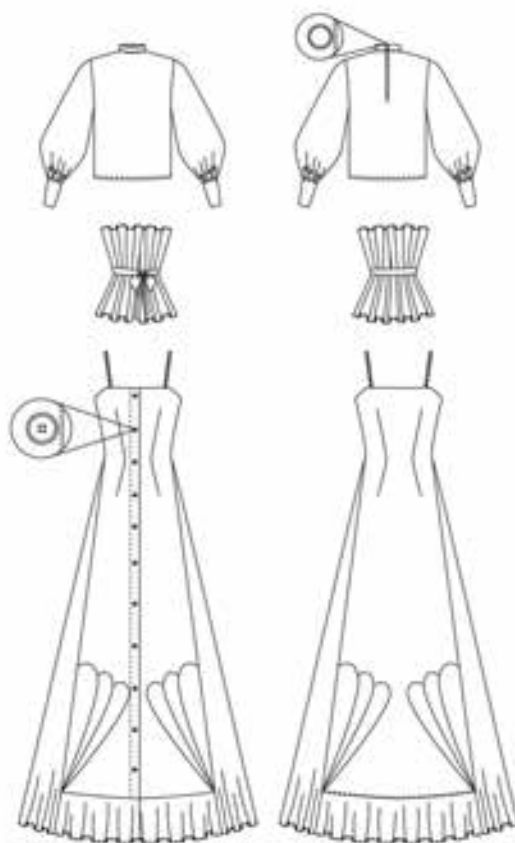
Look#6

Look#7



Look#8

Look#9



Look#10



Impermanencia de Beauté

Mini Collection

PAR: @stefanny.liman

Videographer: @joshua_tedja

Stylist: @sabrinareformita

MUA: @fionadeemakeup

Hairdo: @andilee10_hairdresser

Model: @fionathaniel

Studio : @ardenstudio_id

Impermanencia de Beauté

Look#1



Center Back



Center Front





front



back

#impermanenciadebeaute



detail





front



back

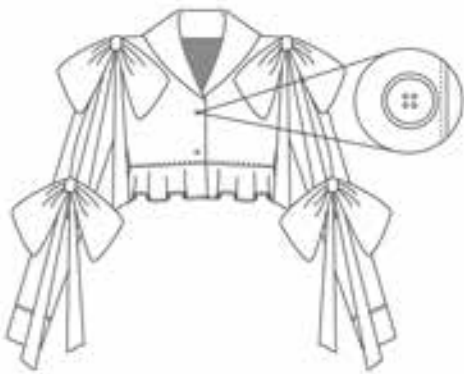
#impermanenciadebeaute

Impermanencia de Beaute

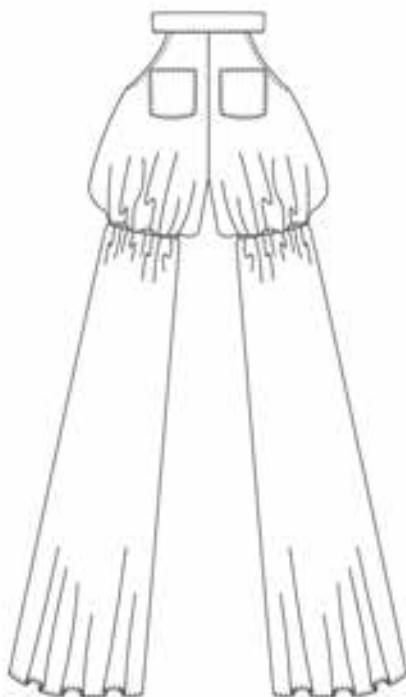
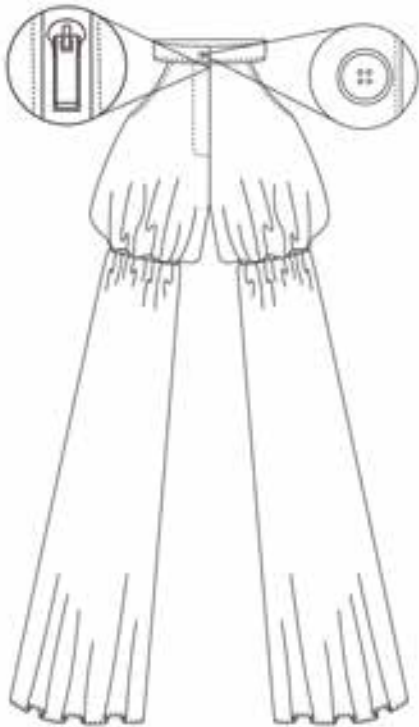
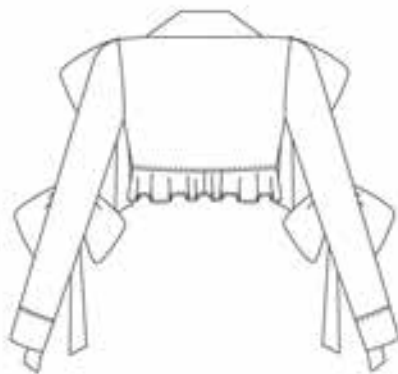


Look # 2

Center Front



Center Back





detail








Impermanencia de Beauté

Look#3



Center Front



Center Back





front



back

#impermanenciadebeaute



detail









front



back

#impermanenciadebeaute

Impermanencia de Beaute

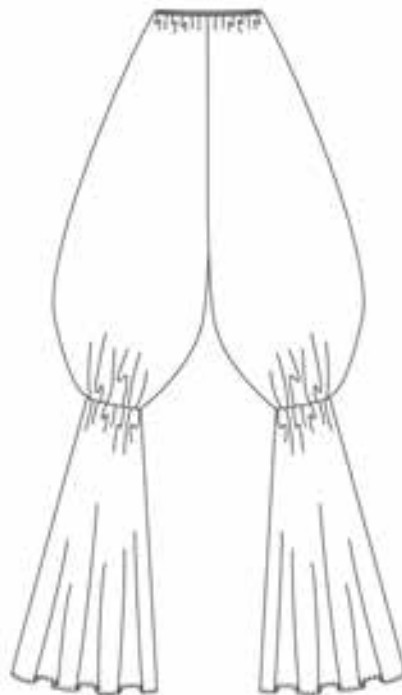
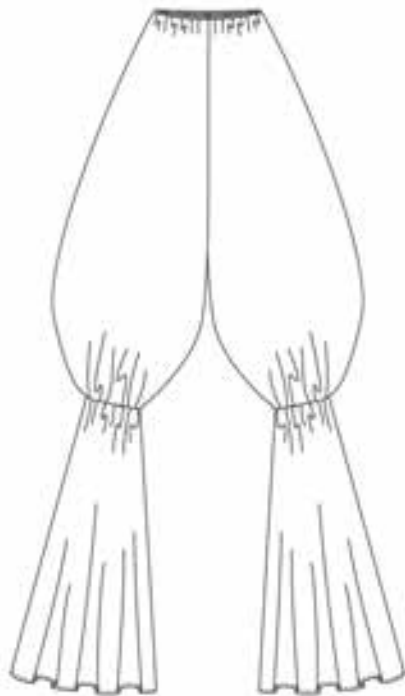
Look#4



Center Front



Center Back





detail







Impermanencia de Beauté

Look#5



Center Front



Center Back





front



back

#impermanenciadebeaute



detail









//2

Muro Arancione

Avant-Garde Collection

The orange cube is a building in Paris. These docks, initially made of warehouse cranes, mutate into a territory of experimentation to create a new landscape articulated towards the river and the surrounding hills. I got the inspiration from the shape and colors.

The concept is avant-garde, unisex, volumes, and color block. I used one-tone colors, it is the tone of orange. I chose a textured and stiff fabric for this collection, it makes the composition of the look good in shape and sturdy.



Fabrics (left to right):

-Canvas (Orange)

-Polyester

-Canvas (Light orange)

-Net

-Linen



Look#1



Look#2



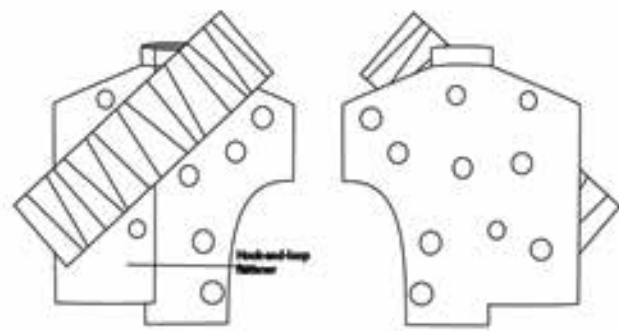
Look#3



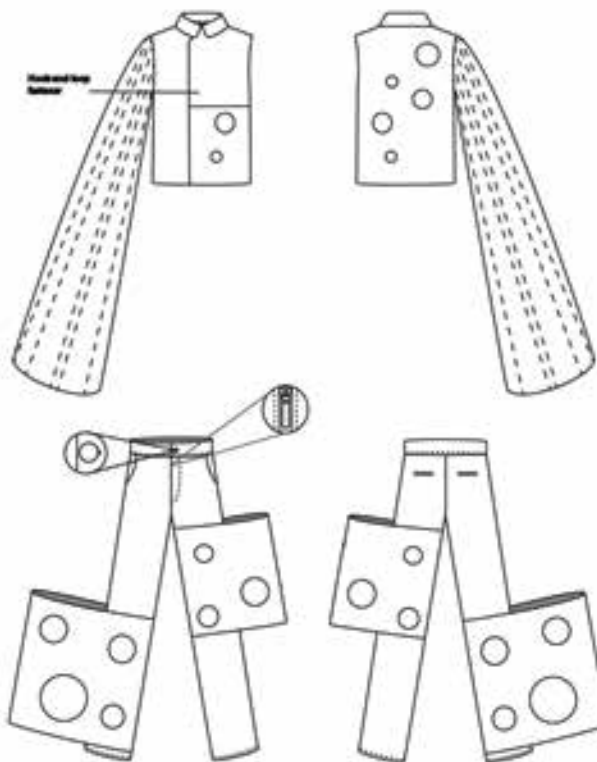
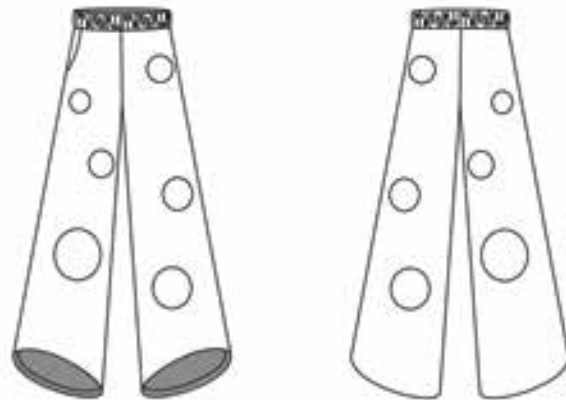
Look#4



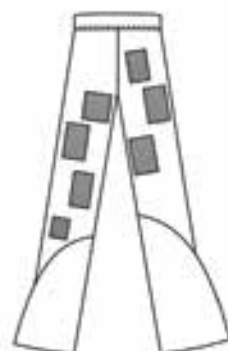
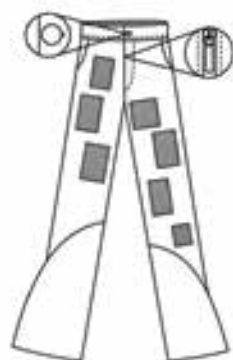
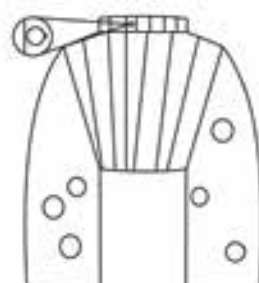

Look#5



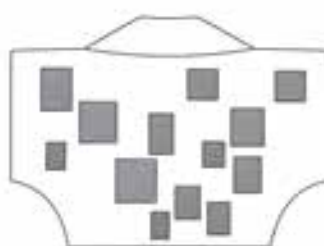
Look #1



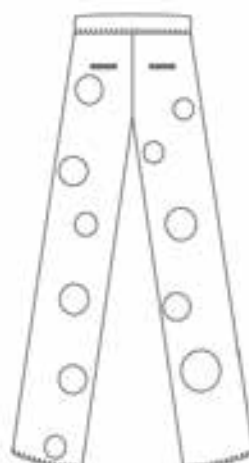
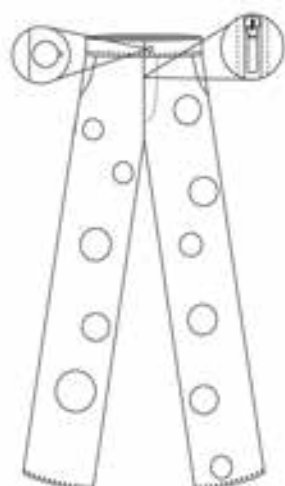
Look #2



Look#3



Look#5





Muro Arancione

Avant Garde

PAR: @espoirephoto

Stylist: @nadiautarizi

@mariajessica_07 @natasyaangdrijono

MUA: @brushedbyjohana

Model: @party_attaaa

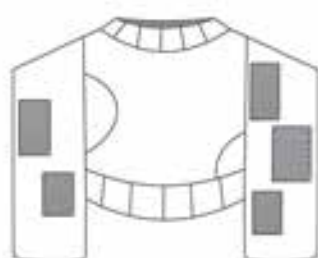
Studio: @hola.studio

Muro Arancione

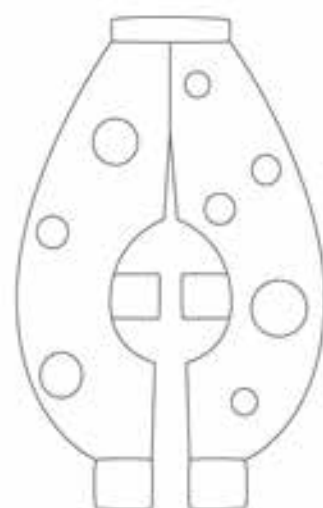
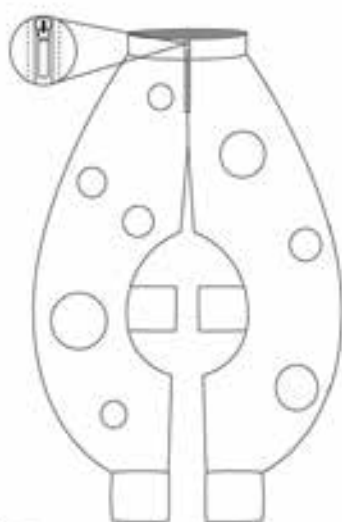
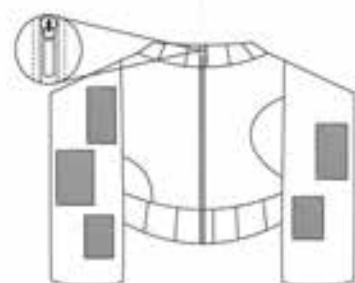
Look #4



Center Front



Center Back





front



back

#muroarancione



detail





1/3

Gandhali Iswara

Power Suit Collection

For this collection, I chose aksara Bali and frangipani flowers as my inspiration. I got this inspiration from Desa Tenganan. They still preserve aksara Bali with many handicrafts from palm leaves manuscript. Also, in Bali, we can find frangipani trees everywhere. The inspiration got from the aksara and the color of leaves. Aksara that carving on the lontar has a brown color because of the burned hazelnut.

Androgyny style is the concept for this collection. This collection is suitable for a woman who likes to have a powerful look, bold, and charismatic. I chose thick and light-weight fabric for this collection, such as wool, satin, cotton, and saput poleng. The saput poleng is a symbol that represents Bali.



Fabrics (left to right):

- Wool (Black)
- Satin
- Wool (White)
- Saput Poleng
- Cotton



Look#1



Look#2



Look#3

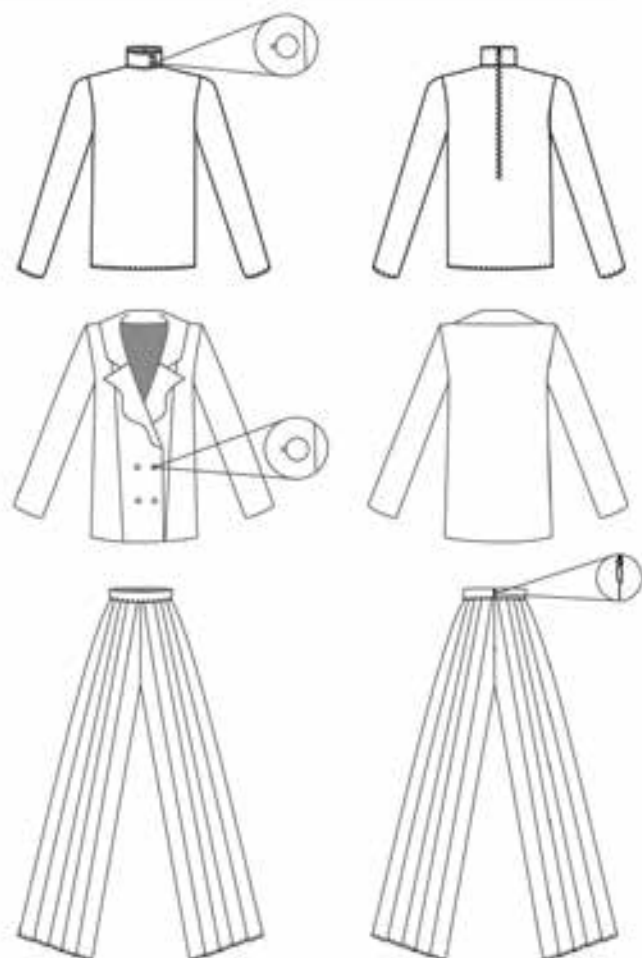
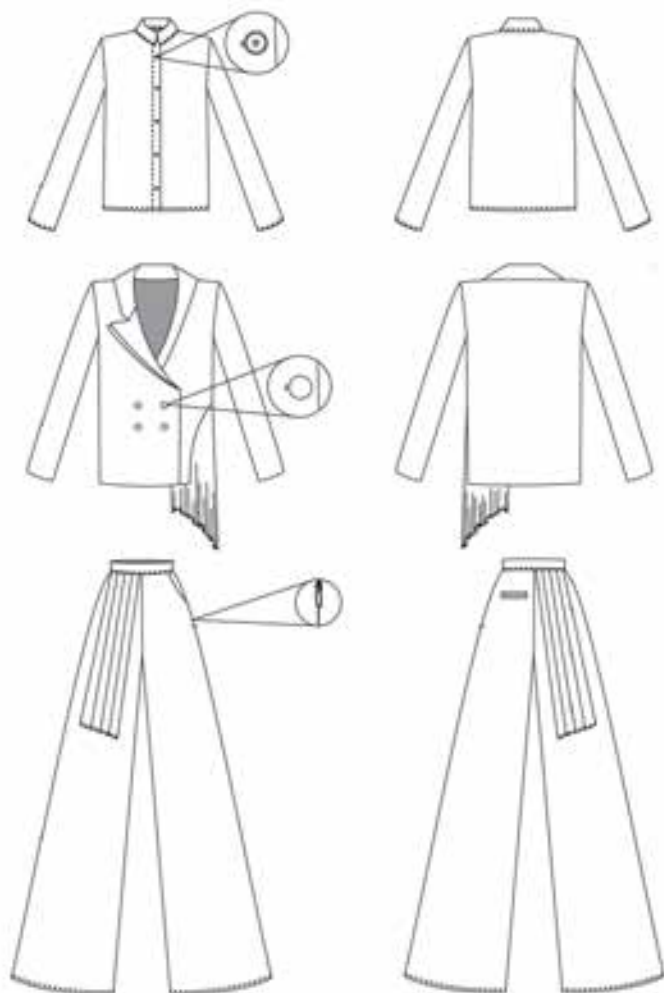


Look#4

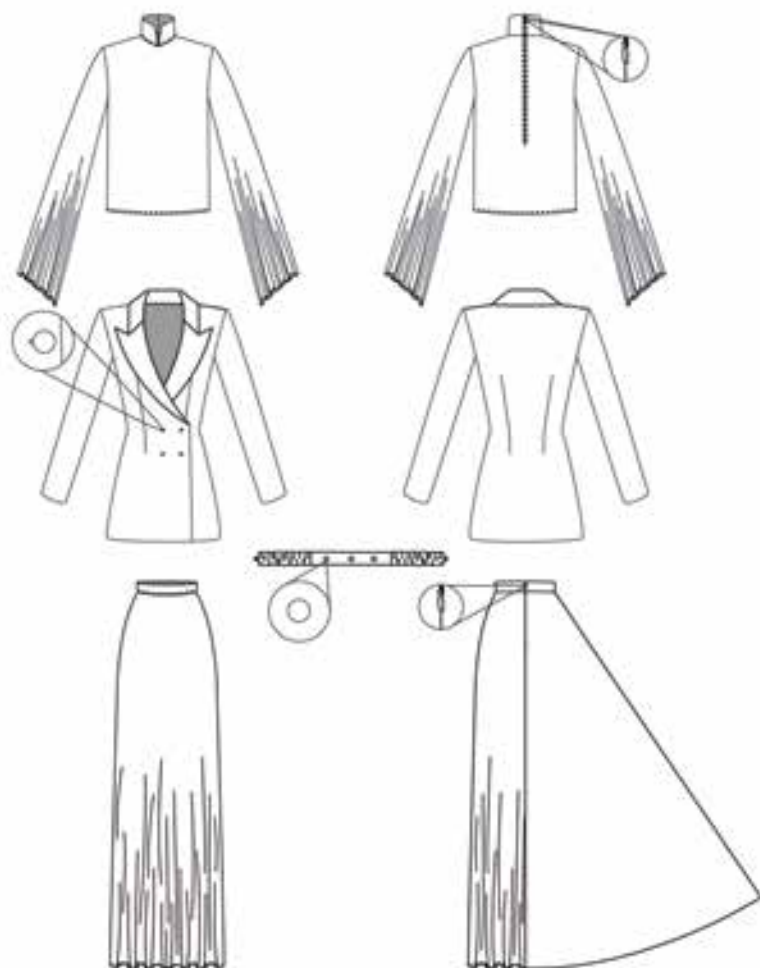


Look#5

Look#2

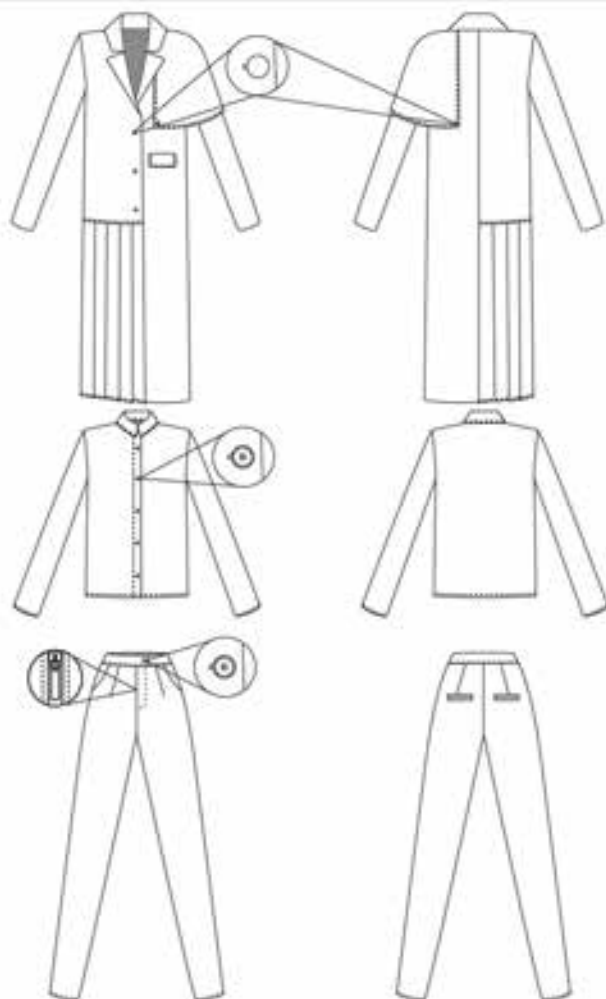


Look#3



Look#4

Look#5





Gandhali Iswara

Power Suit Collection

PAR: @espoirephoto

Stylist: @nadiautari21

@mariajessica_07 @natasyaangdrijono

MUA: @kerenlieve.makeup

Hairdo: @byciiaaa

Model: @irienpermatasari

Studio: @hola.studio

Gandhali Iswara




Look#1



Center Front



Center Back





front



back

#gandhaliiswara



detail





//4 Livens Domus

Blue Collar Collection

A house plan (sometimes called blue-prints) defines all the construction specifications of a residential house. I took line measurement from the house plan because the house plan is very important to sketch before the blue-collar can build the house, and the most important part of the house plan is line measurement. If the line measurement isn't accurate, the building can collapse, and it harms the architect, workers, and buyers.

The concept of this project is the blue-collar style that has a casual and street look. In this collection, I used various blue colors. I chose comfort fabric for the design like cotton, denim, wool, parachute, etc.



Fabrics (left to right):

- Cotton
- Wool
- Denim (Dark Blue)
- Bateeq Stamp Denim
- Parachute



Look#1



Look#2



Look#3

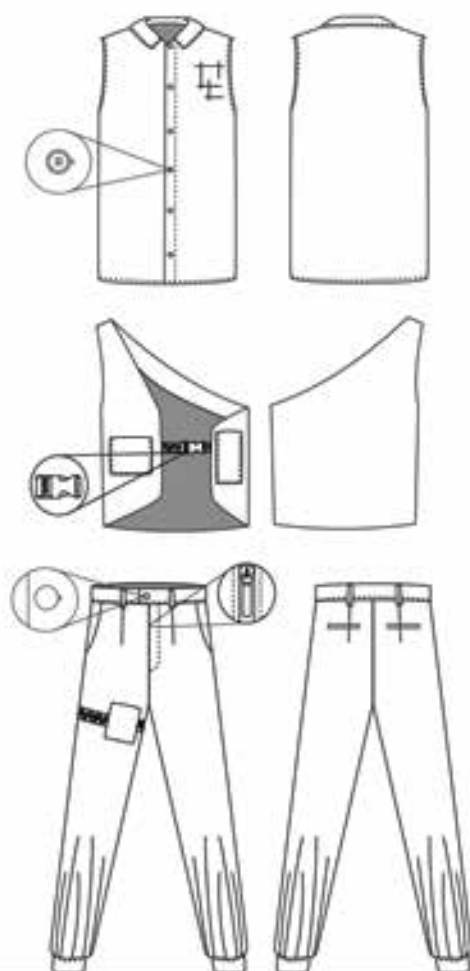
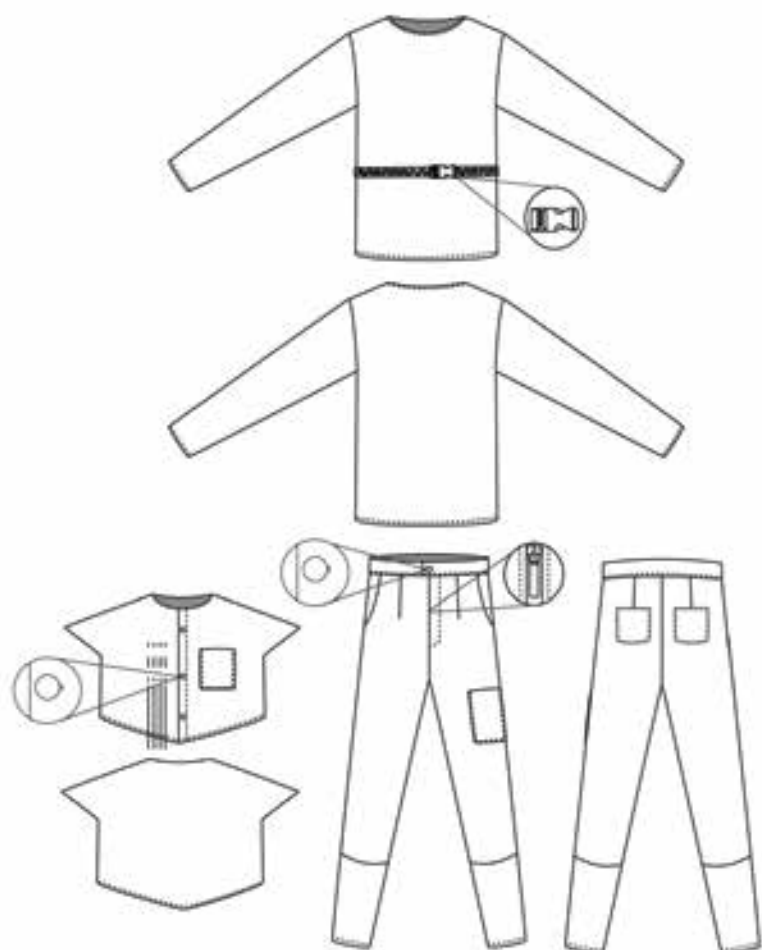


Look#4

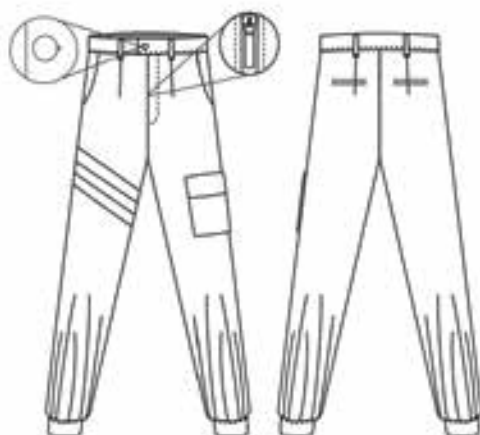
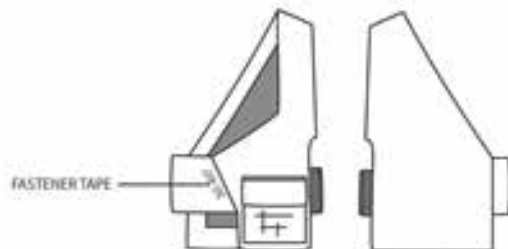
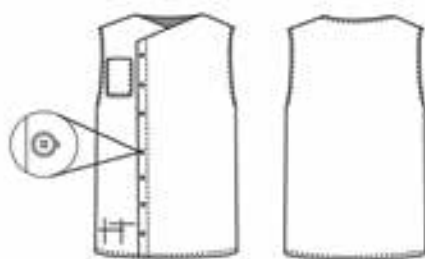


Look#5

Look#1

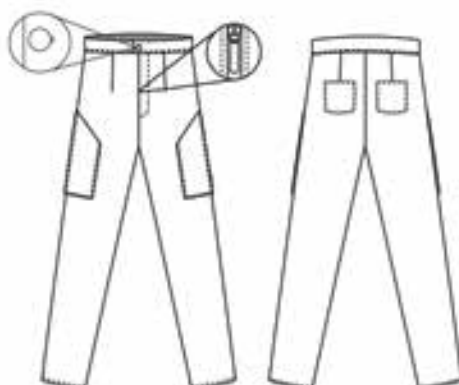
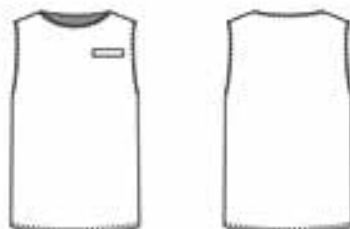


Look#2



Look#3

Look#4





Livens Domus

Blue Collar Collection

PAR: @espoirephoto

Stylist: @nadiautarizi

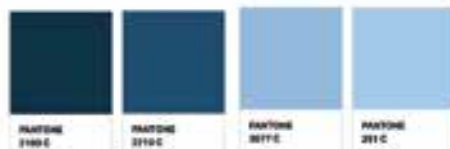
@mariajessica_07 @natasyaangdrijono

MUA: @brushedbyjohana

Model: @party_attaaa

Studio: @hola.studio

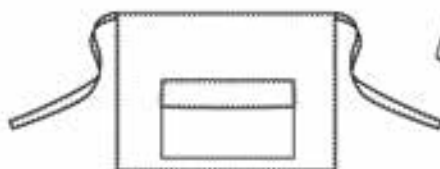
Look#5



Center Front



Center Back





front



back

#livensdomus



detail





1/5 Balonu

Kidswear Collection

An air-balloon is lighter than aircraft. I've got this inspiration from the most famous place that has air-balloons, it is Cappadocia in Turkey.

The concept of this project is the preppy style that has a casual look, it matches to wear when traveling to the winter place. This collection is suitable for kids who have a luxury lifestyle, everyday like to wear exuberant clothes but still look a little bit geeky. In this collection, I used many colors, such as white, red, blue, yellow, etc. I chose stiff fabric for the design like wool, crepe, and I also made my own fabric with weaving techniques. It strengthens the inspiration for this collection that has haute couture and preppy style.



Fabrics (left to right):

- Crepe (Red)
- Cotton
- Crepe (Blue)
- Weaving Fabric
- Wool (Purple)
- Wool (Red)
- Net



Look#1



Look#2



Look#3

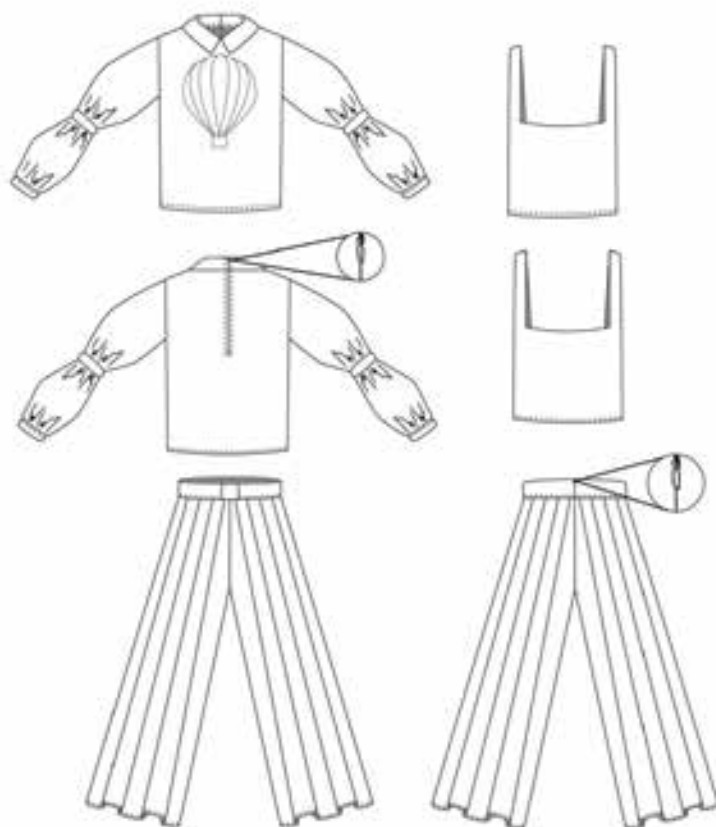
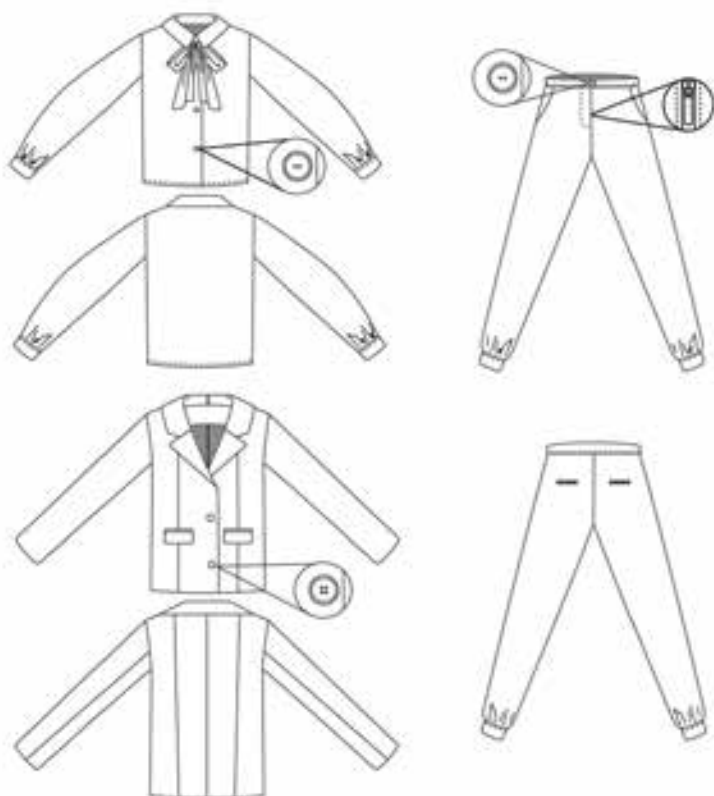


Look#4

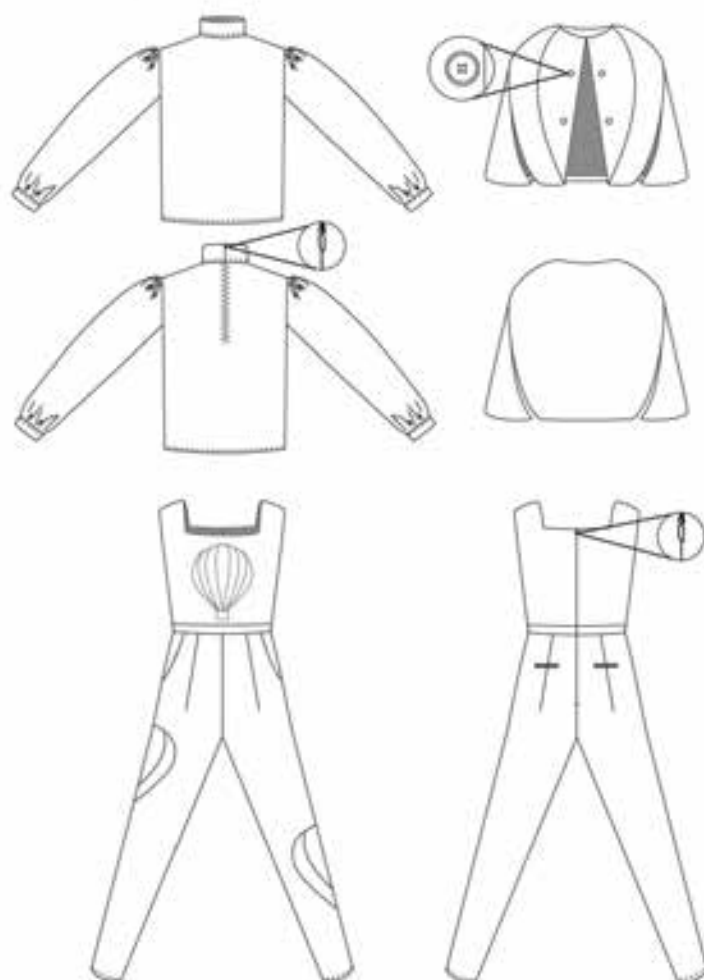
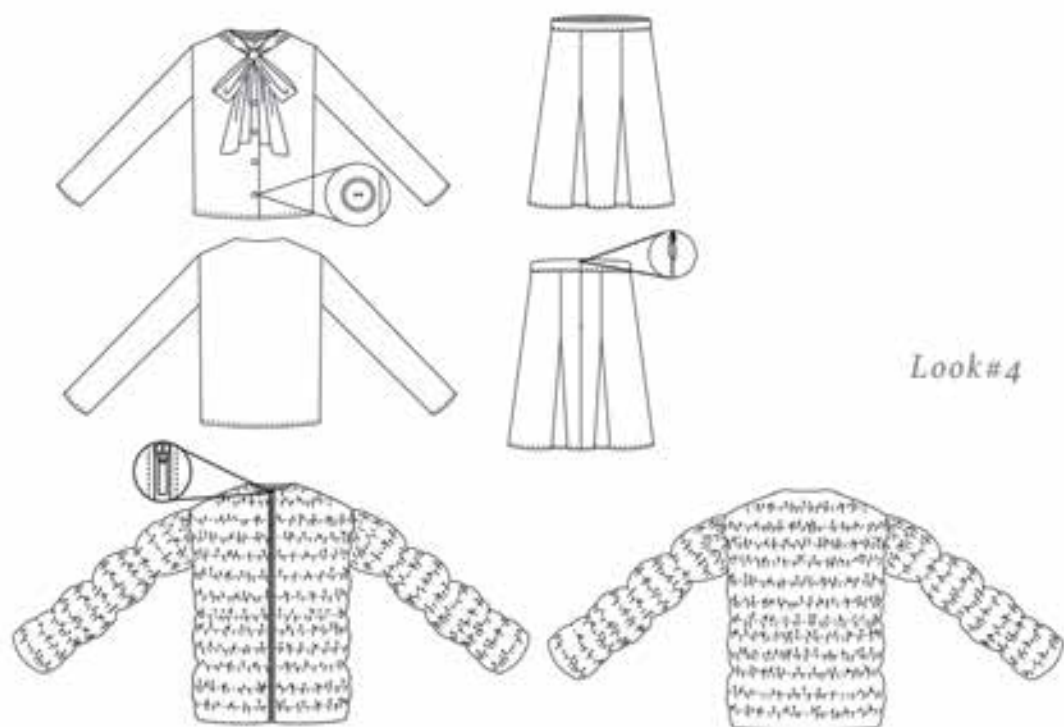


Look#5

Look#1



Look#3





Balonu

Kidswear Collection

PAR: @sansanxie @widyaxie

Stylist: @widyaxie @lauralcs_

MUA & Hairdo : @eudiaisabellemakeup

Model: @twinsmodel

Studio: @primestudiosby

Balonu

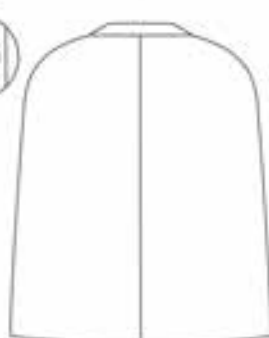
Look#2



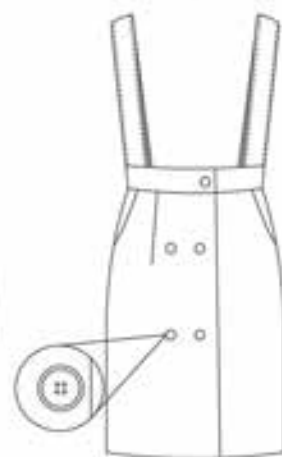
Center Front



Center Back




Center Front



Center Front



Center Back



Center Back





front



back

#balonu



detail





116

Nopetra

Redress Collection

For this collection, I choose a blue whale as my inspiration. This inspiration is related to ecosystem problems. The blue whale is one of the animals that are almost extinct. And the biggest cause of extinction is that material that can't be recycled. So the sustainable concept is the main theme of this collection.

In this collection, I used some colors such as white, blue, brown, and grey. I chose thick and light-weight fabric for this collection such as cotton, wool, and denim as the main fabric.



Fabrics (left to right):

- Cotton (White)
- Cotton (Brown)
- Denim (Dark Blue)
- Cotton Stretch
- Denim (Light Blue)
- Cotton Madina



Look#1



Look#2



Look#3

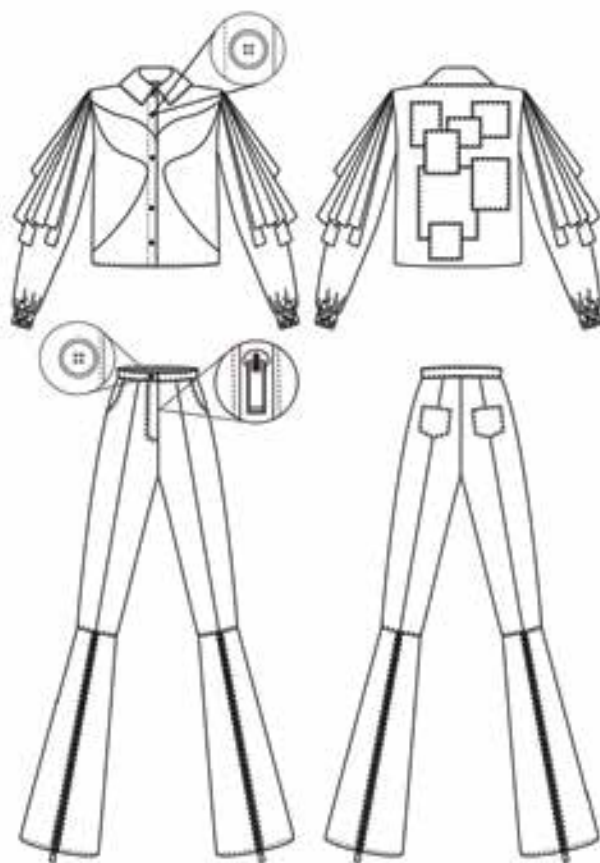
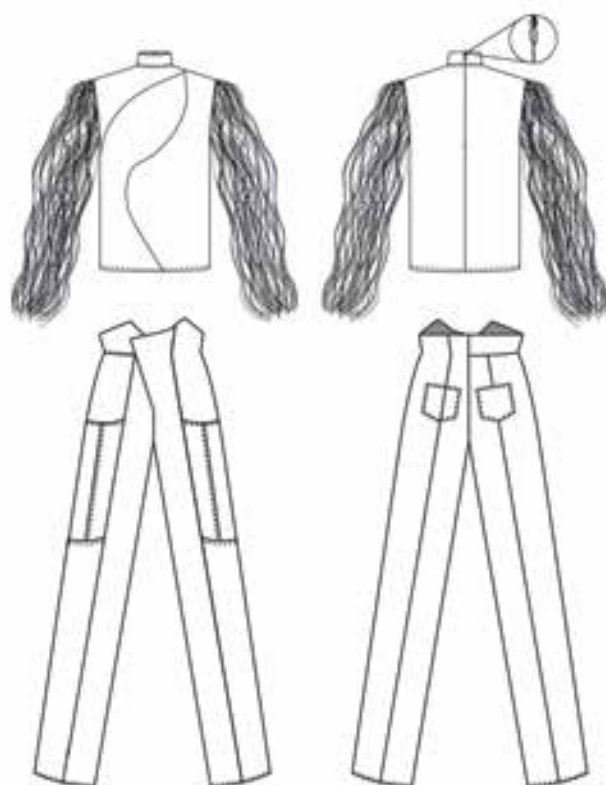


Look#4

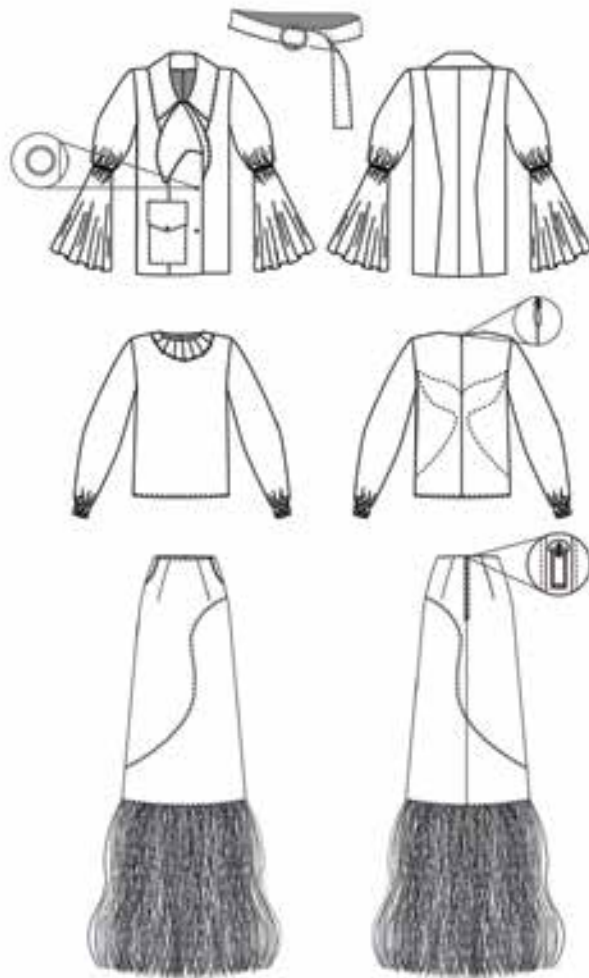


Look#5

Look#1

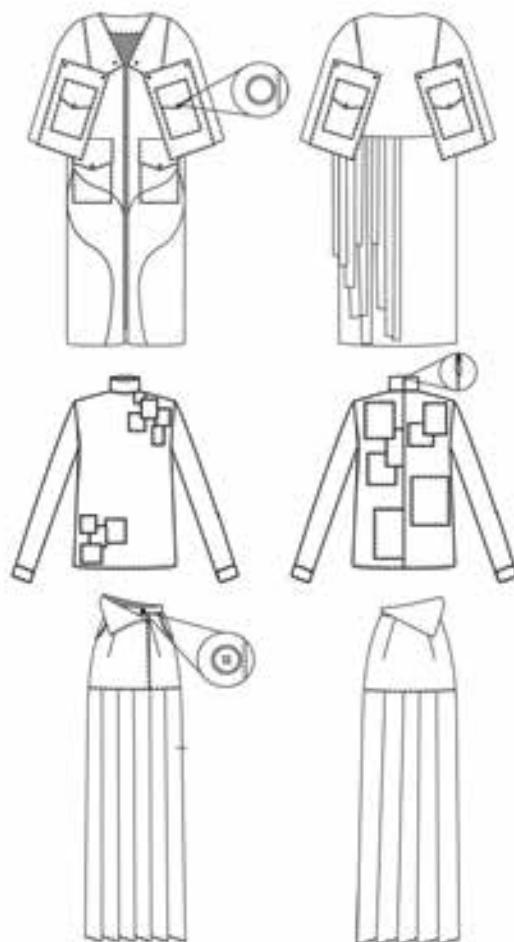


Look#2



Look#3

Look#5





Nopetra

Redress Collection

PAR: @espoirephoto

Stylist: @nadiautari21

@mariajessica_07 @natasyaangdrijono

MUA: @kerenlieve.makeup

Hairdo: @byciiaaa

Model: @irienpermatasari

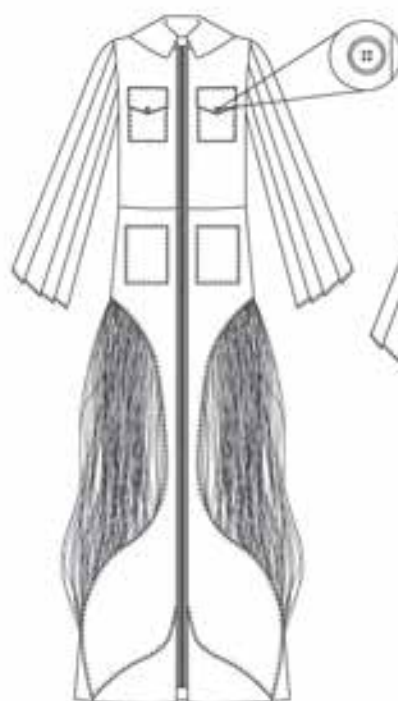
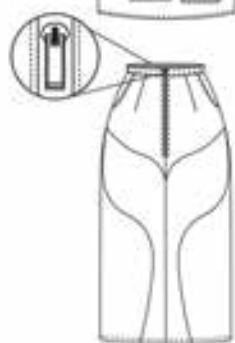
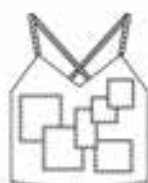
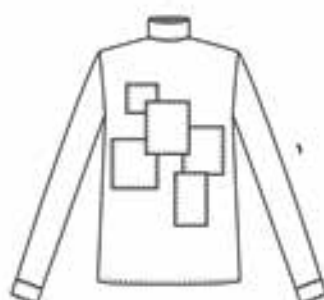
Studio: @hola.studio

Nopetra

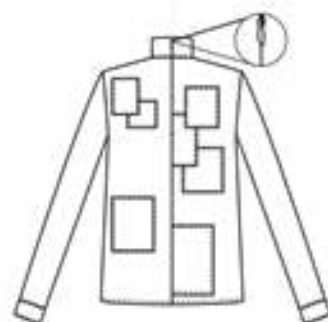
Look#4



Center Front



Center Back





front



back

#nopetra



side




Fabrics



AVONTUUR VAN 'N VROUW

The inspiration came from Savanna Africa. Savanna is a place that protects the animals and the habitat for the animals. It means savanna is the protector of their life from hunters and extreme weather, so I take this place as a theme to remind people about the habitat in savanna and always remember we must protect the habitat wherever it is before they become extinct.

The concept of this collection is a summer look and feminine casual. In this collection, I used earth colors, such as brown, white, green. I chose natural fabric for the design, such as linen, cotton, etc. The fabric is printed fabric with a graphic sketch of habitat in Savanna, Africa.

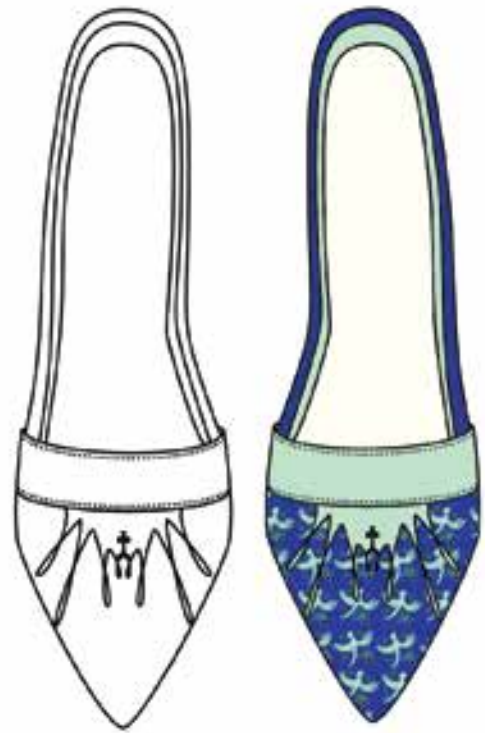




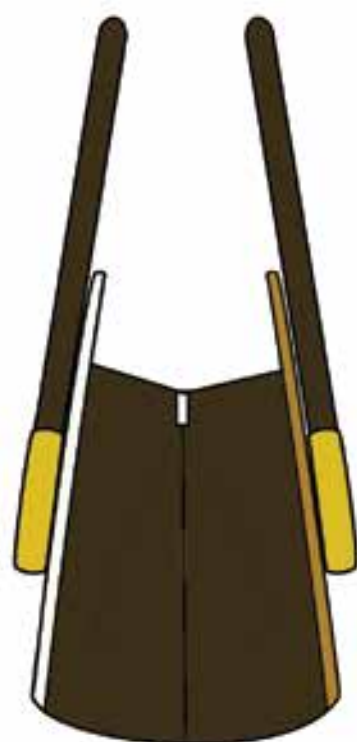


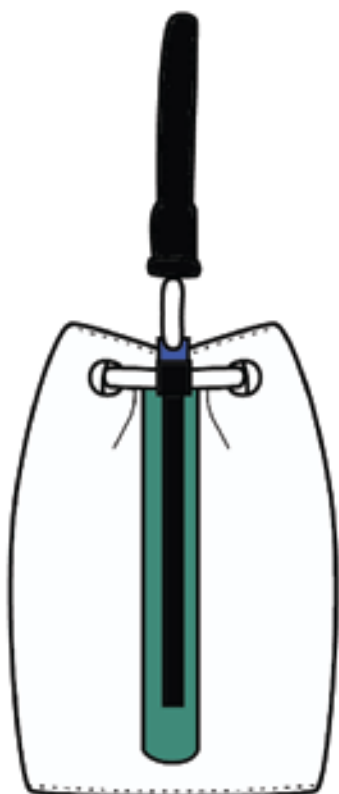
Seamless Pattern Fabric Printing

Seamless patterns are motifs on fabrics that will continue to be continuous, and this technique is beneficial when we want to make motifs on huge fabric sizes. In making this pattern, I used two tools, and there are Adobe Illustration and Adobe Photoshop. I started by following the framework of an object that inspires, coloring, and arranges it into one. Because I like watching animated films, that's why I chose two animated films to be my inspiration, namely Rio 2 and Moana. These two animated films have diverse characters and show more of nature, which makes the audience feel free and entertained by the animation players' behavior. I made four different types of seamless patterns, two seamless patterns from each of the animated films. I apply it as a motif of bags and heels.









"If people look at you when you walk by, it's not because you weird, it's because you're different and gorgeous"

-Nadia