


SHOT #

ANGLE:

SIZE:

MOVEMENT:



SOUNDS / NOTES (5s) ↘

RECORD MACHINE SOUNDS (CLICK)

DESCRIPTION: OPENING TITLE FADES IN FROM BLACK

SOUND: EMPTY SOUND → RECORD MACHINE CLICK ↘ THIS COULD BE RECORDED ONSET!

CROSS-FADE / FADE TO BLACK

SHOT #:

ANGLE: BIRD'S EYE

SIZE:

MOVEMENT:



SOUNDS / NOTES

RECORD MACHINE SOUND (THE NEEDLE)

↘ SLOW-MO VOICE LIKE HOW MUSIC CHANGES WHEN YOU CHANGE THE SPEED OF THE PLAYER FROM 33 TO 45

DESCRIPTION: REFERENCE

↳ OPENING CREDITS FROM "MINDHUNTER"

LIGHT: TRY TO USE FLASH TO BRING THE HIGHLIGHTS (WATER) OF THE MACHINE.

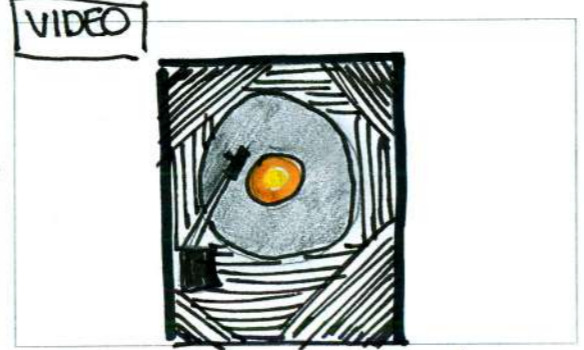
TERRY RICHARDSON'S DIARY COULD ALSO BE A REFERENCE

SHOT #:

ANGLE: EYELEVEL

SIZE:

MOVEMENT:



SOUNDS & NOTES

VINYL SOUND EFFECT (EMPTY)

- AT THE END OF THIS PHOTO THE VOICE OVER STARTS

DESCRIPTION:

ANOTHER CLICK

↓

THE RECORD PLAYER HE HAS AT HIS PLACE IN PAPA NOBU

SHOT #

ANGLE: **EYE LEVEL**

SIZE:

MOVEMENT:

PHOTO STOP-MOTION!

VINYL STACK ↓

SOUNDS / NOTES

PLASTIC COVERS (WRAPPING)

SOUNDS OF STACKING

SOUNDS OF "ORGANIZING"

DESCRIPTION: HE FIRST STARTS TALKING ABOUT HIS COLLECTION SO WE START WITH A STOP-MOTION OF VINYL BEING STACKED

DEPENDS ON HOW WIDE I FRAME THIS I CAN STACK UP ONE AT A TIME OR TWO BY TWO.

* CONSIDER REVERSING IN POST

FADE TO WHITE

SHOT #:

ANGLE: **BIRD'S EYE**

SIZE:

MOVEMENT:

WHITE FRAME

OR PERHAPS A WHITE TABLE OR MINIMALISTIC SETTING

SOUNDS / NOTES

RADIO ZAPPING

↓

STOP MOTION STARTS

DESCRIPTION: THIS IS WHERE HE STARTS DESCRIBING SOME OF THE RECORDS IN ESPECIFIC.

THIS IS THE OTHER ANGLE (BIRD'S EYE) FROM THE PREVIOUS SEQUENCE (SUPPOSEDLY), THE COVER OF THE RECORD FACING THE CAMERA.

SHOT #:

ANGLE: **BIRD'S EYE**

SIZE:

MOVEMENT:

PHOTO STOPMOTION!

BEE THOVEN

SOUNDS / NOTES


COIN SOUND ↓

JUKEBOX SOUNDS


NOTE: THINK ABOUT OTHER JUKEBOX RELATED SOUNDS

DESCRIPTION: EACH TIME THE STOP-MOTION MEETS THE RECORD DESCRIBED IN THE VOICE OVER A JUKEBOX SOUND COMES UP

SHOT #		SOUNDS / NOTES	DESCRIPTION: SAM'S HAND COMES INTO FRAME AND TAKES THE LAST RECORD OF THE PILE (TAKES IT OUT OF FRAME)
ANGLE: BIRD'S EYE		SNIPING SOUND	
SIZE:		(COULD ALSO BE A TAKING OR GRABBING SOUND)	
MOVEMENT:			

SHOT #		SOUNDS / NOTES	DESCRIPTION: THIS VIDEO SEQUENCE FOLLOWS SAM FROM THE OTHER SIDE OF THE STREET. * REMINDER: HE CLOSSES THE DOOR WITH THE VINYL (SEEN IN THE PREVIOUS FRAME) IN HAND.
ANGLE: EYE LEVEL		CLOSING A DOOR	
SIZE:		STREET SOUNDS	
MOVEMENT: HAND-HELD (PAUL)		FOOT STEPS (WALKING)	

* COULD BE COOL TO DO WITH A CAMCORDER AND PLAY WITH RETRO VIDEO FORMATS!
- ALSO, RECORD WITH IPHONE

SHOT #:		SOUNDS / NOTES	DESCRIPTION: THE NEXT FRAMES ARE OF THE CAMERA FOLLOWING SAM AROUND THE NEIGHBORHOOD SETTING CONTEXT FOR REFLECTIONS ON MONTREAL'S VINYL CULTURE IMPORTANT: IF NOT DOING IT ALL IN ONE DAY, PAY ATTENTION TO CONTINUITY WITH THE CLOTHING.
ANGLE: EYE LEVEL		STREET SOUNDS	
SIZE:		* PHOTOS OF HIM CROSSING THE STREET	
MOVEMENT		- WAITING THE STREET LIGHT	

PHOTOS (PAPARAZZI)

PROJECT THE COLLECTOR

SHOT #		<p>SOUNDS / NOTES STREET SOUNDS CARS PASSING SONIDO DE LA CAMPANITA DE LOS LOCALS COMERCIALES EN LA ENTRADA.</p>
ANGLE: Eye-level		
SIZE:		
MOVEMENT:		

HE CAN BE LEAVING THE STORE WITH THE DISCO BALL IN HIS HANDS.

DESCRIPTION: AFTER PHOTO INSERTS OF DIFFERENT RECORD SHOPS AROUND MONTREAL, WE FIND OURSELVES IN ONE FINAL PLACE FROM WHICH HE COMES OUT (AS IF COMING FROM SHOPPING), WE SEE A STILL FRAME THAT "COMES ALIVE" INTO VIDEO AND DOES A 90° PANNING → FADE TO WHITE

SHOT #	<p>BLACK AND WHITE PHOTOS OF PARTIES AND/OR ARCHIVE PHOTOS OF HIM DJ'ING</p>	<p>SOUNDS / NOTES SNAPSHOT SOUNDS OR SONIDOS DE DIPOSITIVA</p>
ANGLE:		
SIZE:		
MOVEMENT:		

TILT 90° → FADE TO WHITE

VIDEO

DESCRIPTION: I CAN ALSO USE PHOTOS FROM KIKIS AND PARTIES, PEOPLE DANCING (27 SEPT MARCH; FIESTE)

* NOTE: TRY TO DO SOME SHOTS AT ROCKETTES IF ABLE.

SHOT #		<p>SOUNDS / NOTES VOICE OVER</p>
ANGLE: Eye-level		
SIZE:		
MOVEMENT		

DESCRIPTION: THE VIDEO THAT "COMES ALIVE" FROM THE PHOTO (STILL FRAME) IS OF THE BALL ROTATING AGAINST A WHITE BACKGROUND (COULD USE THE RED LIGHTS).

* CONSIDER A ZOOM IN *

CROSS FADES (OR DISSOLVES) * SLOWLY *

VIDEO

COULD BE DONE IN FRONT OF A GRAFFITI OR BRICK WALL OR IN RANDOM PLACES AROUND THE CITY


→ INSERTS OF HIS HANDS OR MEDIUM SHOTS OF HIM HOLDING THE BALL

SHOT #

ANGLE: WORM EYE

SIZE:

MOVEMENT:



LOCATION: ROCKETTES (ST. DENIS)

SOUNDS / NOTES
SOUNDS OF AN UNDERGROUND PARTY (THE BASS THUMPING)

THIS REMINDS ME OF LCD SOUNDSYSTEM LIVE AT ESTEREO PICNIC :)

DESCRIPTION: *SLOW MOTION*

THIS IS TIME FOR THE FINAL REFLECTIONS ABOUT MUSIC'S EFFECT ON MEMORIES, ON EMOTIONS IN LIFE.

RHYTHM HAS TO BE PAUSE & STEADY

SHOT #:

ANGLE:

SIZE:

MOVEMENT:



SOUNDS / NOTES
TO CLOSE, THE "STOP RECORDING" CLICK SOUND
↓
ROOM SOUND

DESCRIPTION: TRY CROSS DISSOLVING BETWEEN THE DIFFERENT DISCO BALL SLOW MOTION SEQUENCES OR I CAN ALSO TRY TO SUPERPOSE DIFFERENT CLIPS AND PLAY WITH OPACITIES CREATING A POPURRI OF DISCO BALLS ON THE SCREEN


IN THAT CASE KEEP IN MIND FRAMING

SHOT #:

ANGLE:

SIZE:

MOVEMENT:



SOUNDS / NOTES

DESCRIPTION:
REFERENCE FOR THAT LAST SEQUENCE: MADONNA'S "HUNG UP" INSERTS WITH THE BOOMBOX.